




automationafrica
PRODUCT CATALOG


2023-2024

CONTACT US

Brackenfell


 Unit 2, Kiewiet Close Okavango Park 2, Brackenfell


 brackenfell@automationafrica.co.za

 (021) 982 6338

Vredenburg

 8 Roebel St, Marais Industria, Vredenburg

 vredenburg@automationafrica.co.za

 (022) 022 0120

Kenilworth

 Unit 117, Garfield Rd, Kenilworth

 kenilworth@automationafrica.co.za



 (021) 674 6329

Table View


 207 Blaauberg Road, 1 Faircape Lodge, Tableview


 tableview@automationafrica.co.za

 (021) 556 4981

Namibia

 26 Palladium Street, Prosperita, Windhoek, Namibia

 namibia@automationafrica.co.za

 +264 61 415 291

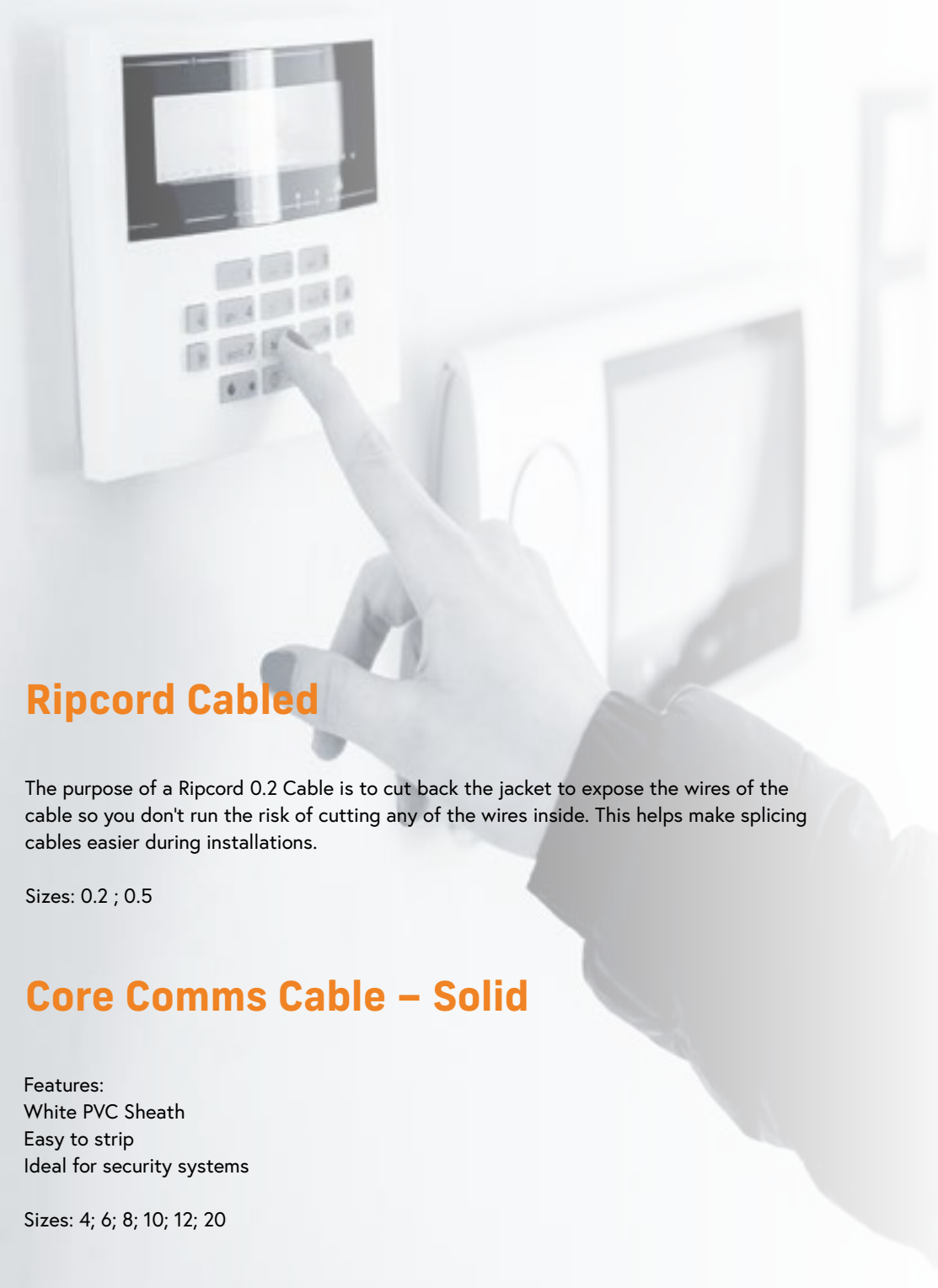


CONTENTS

01	ACCESSORIES	10	TURNSTILES
02	ALARM SYSTEMS	11	ACCESS CONTROL
03	BATTERIES	12	PoE SWITCHES
04	CCTV		
05	ELECTRIC FENCING		
06	ELECTRIC GATES		
07	GARAGE DOORS		
08	INTERCOMS		
09	SOLAR		

ACCESSORIES

We stock a wide range of accessories for alarms, electric fencing, CCTV, gate and garage motors.



Ripcord Cabled

The purpose of a Ripcord 0.2 Cable is to cut back the jacket to expose the wires of the cable so you don't run the risk of cutting any of the wires inside. This helps make splicing cables easier during installations.

Sizes: 0.2 ; 0.5



Core Comms Cable – Solid

Features:
White PVC Sheath
Easy to strip
Ideal for security systems

Sizes: 4; 6; 8; 10; 12; 20



Core Comms Cable – Stranded

Features:
White PVC Sheath
Easy to strip
Ideal for security systems

Sizes: 4; 6; 8; 10; 12



12V Power Supply

Power Supply is a solid constant voltage power supply. The power supply unit is designed to meet with international safety and certification standards.

Sizes: 20Amp; 18Amp; 12Amp; 10 Amp; 9 way 8.3 Amp; 5 Amp; 3.2 Amp; 3 Amp



Cisa Lock

There are two types of rim electric locks for steel gates namely inward and outward opening. Both are available in a left hand and right hand variant. The RH Inward lock without button, comes with a patented deadlocking device making it impossible for burglars to open the door by drawing back the latch.

Options: R/H Inward No Button; R/H Outward No Button; L/H Inward No Button; L/H Outward No Button; Eletrika series Electric Lock.



Hikvision Mag Lock 300kg

The Hikvision Mag Lock is a type of automatic lock which simply takes advantage of this controllable magnetic property. When the electromagnet is energized, the armature plate is attracted to it. The magnetic field is so strong that the force secures door and keeps it from being opened.



BBL Strike Lock kit

BBL electric strike locks are installed in place of the conventional lock strike plate on the inside of the door frame. Electrical power is supplied to the strike, which holds the latch or lock bolt in place. The strike lock will keep the door locked until the release system is activated. The kit includes the strike plate and adjustable lock.



BlueEye Mobile App



Available for download



Olarm

Manage your security - anytime, anywhere.



Olarm for Paradox, DSC, IDS & Texecom alarm panels

- Arm / Disarm & Stay
- Detailed History
- Multiple Users
- Realtime Alerts
- Live Zone Status
- Gate / Door PGM Control
- Cancel Responder
- Silent Panic
- Bypass Zones
- Zone Activity History

Olarm for Nemtek & JVA electric fences

- AC Fail & Battery Low
- Bypass Zones
- Set Fence Voltage
- Turn Fence On / Off
- Live Event Log
- Live Signals Monitoring

Olarm for things with Olarm LINK - monitor & control more

- Gates
- Lights
- Booms
- Doors
- Pumps
- & More

Ask us about Olarm | www.olarm.com

The Olarm APP & the Olarm LINK requires an Olarm PRO or Olarm MAX smart communicator with an active subscription to function. The Olarm communicator connects directly to selected alarm panels and electric fences; see website for list. The Olarm communicator can be connected to an Olarm accredited response company. E & OE.



ALARM SYSTEMS

Intelligent products to secure your premises. Our service offers state of the art alarm systems which will ensure the safety of you, your loved one and assets. Our alarm products help you monitor your premises from your mobile app.



Oalarm Pro

The Oalarm PRO is a small, well-designed device that plugs into an alarm panel and turns the traditional alarm system into more with the Oalarm App. Once the device is seamlessly connected to the existing alarm, it improves communication, system maintenance and response time, facilitating and optimising the user's safety network and management.



Highbright LED

LED stands for light emitting diode. LED lighting products produce light up to 90% more efficiently than incandescent light bulbs. How do they work? An electrical current passes through a microchip, which illuminates the tiny light sources we call LEDs and the result is visible light. The Highbright LED White is ideal for security and garage motor products.

Colors available:

- *Blue
- *Green
- *White



Paradox PMD2 Passive (Wireless)

Dual element sensor, 11m x 11m and up to 15m for center beams with 88.5° viewing angle, Wireless range in a typical residential environment, - 35m with MG6250, 70m with MG5050 and RTX3, Patented Auto Pulse Signal Processing, Automatic Temperature Compensation



Paradox 525DM Passive (Wired)

The Paradox 525DM wired passive is a microwave and infrared digital motion detector featuring anti-masking detection for indoor use. It features both a microwave sensor and a passive infrared sensor and includes Paradox powerful signal processing algorithms for triggering an anti-masking alarm when certain conditions occur.



Paradox 476 PET Passive (Wired)

The Paradox 476 PET wired passive is an analog single-optic PIR suitable for per immunity of up to 18kg.



Paradox NV35MR Passive (Wireless)

The Paradox NV35MR wireless passive, provides a superior wireless outdoor and indoor solution for windows and sliding doors. The detector is optimized to discriminate false alarms triggered by small birds, cats and dogs.



Paradox DG85 Passive (Wired)

The Paradox DG85 wired passive is a outdoor high-security digital motion detector module. Pet Immunity up to 45kg.



Paradox PMD75 Passive (Wireless)

The Paradox PMD75 wireless passive offers digital dual-optic high-performance PIR with true pet immunity (Up to 40kg).



Paradox DG75 Passive (Wired)

The Paradox DG75 wired passive is a high-security digital motion detector with pet immunity.



Paradox 476 PET Passive

Immune to animals weighing up to 18kg, When a higher level of immunity is required, such as when animals are constantly in the detection area, consider using DG75, 11m x 11m and up to 15m for center beams with 88.5° viewing angle, Extremely high EMI and RFI rejection, PCB uses only surface mount components, Solid-state relay, Patented Auto Pulse Signal Processing, Automatic Temperature Compensation, Metal shield maximizes protection from EMI and RFI signals, Dual element sensor, Anti-tamper switch.



Paradox DCTXP2 Medium Door contact (Wireless)

The Paradox DCTXP2 wireless door contact, with built-in strip antenna, is ideal for medium sized doors in your home or office.



Paradox DCT10 Wireless Large Door Contact

The Paradox Wireless Door Contact can support two inputs simultaneously (reed switch & universal input). When using the Paradox Wireless Door Contact in conjunction with a Magellan receiver, it will transmit two different serial numbers (SN), one for each input, which are always SN and SN+1 (e.g. 240000 & 240001).



Paradox ZX8SP zone expander

Expand your alarm system with additional 8 zones. The Paradox ZX8SP zone expander is compatible with MG Series, SP Series, and E Series.



Paradox MG5050 PC Board

Paradox MG5050 PC Board 32-Zone Wireless Transceiver Control Panel with 32 zones, any of which can be wireless.



Paradox SP6000 PC Board

Paradox SP6000 is a flexible security alarm control pc board with 32 zones (8 hard-wired on-board zones).



Paradox ZX8 Zone Expander

Expand your alarm system with additional 8 zones. Use zone input as an anti-tamper switch input for extra peace of mind. The Paradox ZX8 Zone Expander are compatible with MG Series, SP Series, E Series, and Digiplex EVO systems.



Paradox IP150

Paradox IP150 Internet Module. Supports SWAN Server.



Emergency Push Button

Emergency Push Button that triggers the security system.



Paradox K641 LCD Keypad

The Paradox K641 is a full text LCD keypad for use with Paradox Alarm Systems.



Paradox K32 LED Keypad

Paradox K32 is a 32-zone hardwired LED keypad module.



Paradox K10V Keypad

Paradox K10V is a 10-zone hardwired LED keypad module (Vertical).



Paradox K38 Icon Keypad

Paradox K38 is a 32-zone wireless fixed LCD keypad



Paradox K32 LCD Keypad

Paradox K32 is a 32-character hardwired LCD keypad module.



12V Strobe Light RED

This strobe light is a visual indicator (flashes) of an alarm that has been triggered. The strobe light carries on flashing after the alarm as an event memory.



15 Watt Siren

The sirens are audible indicators that alerts you if there is an alarm condition when the electric fence has been tampered with. Designed to be weather resistant for indoor and outdoor use.



40 Watt Siren

The sirens are audible indicators that alerts you if there is an alarm condition when the electric fence has been tampered with. Designed to be weather resistant for indoor and outdoor use. The 40 Watt siren is a very loud siren and not recommended for domestic house.

PA-3733



PA3733 Contents:
 1X NV37MR 433Mhz Detector

MAGELLAN



NV37MR

WIRELESS INDOOR / OUTDOOR PIR
 Indoor/Outdoor Protection for Windows and Sliding Doors
 Enhanced Anti-Masking Detection
 Pet Friendly - Pet Discrimination Geometry (up to 70cm)
 Visual LED Indicators
 Dual Tamper Detection
 Creep Zone Detection
 Easy installation



WWW.SPECTRUMCOM.CO.ZA

Cape Town: (021) 561 7800 Johannesburg: (011) 670 6600 Durban: (031) 702 8800 East London: (079) 880 8180 Gqeberha: (041) 363 2474 Nelspruit: (079) 274 5299

EXCELLENT QUALITY & COST-EFFECTIVE



6V 4.5Ah	MINING HELMETS, TELECOMMS, RECREATION, EMERGENCY LIGHTS
12V 1.4Ah	EMERGENCY LIGHTS, GARAGE DOOR MOTORS
12V 2.4Ah	MEDICAL EQUIPMENT, GARAGE DOORS, RAILWAY BATTERIES
12V 4.5Ah	EMERGENCY LIGHTS, HOME USE, UPS, ALARM PANELS
12V 7.2Ah	GATE MOTORS, TELECOMMUNICATION ALARM PANELS, UPS, CASH TRANSIT
12V 8Ah GEL	ALARM PANELS, CASH TRANSIT, SOLAR, TELECOMMUNICATION, UPS, GATE MOTORS
12V 12Ah	UPS, SERVER ROOMS
12V 18Ah	HOME USE, BATH DOORS, SERVER ROOMS, UPS
12V 26Ah	BANK DOORS, SERVER ROOMS, UPS
12V 33Ah	ALARM PANELS, GATE MOTORS, SOLAR, UPS
12V 40Ah	BANK DOORS, SERVER ROOMS, UPS
12V 50Ah	EMERGENCY LIGHTS, ALARM PANELS
12V 100Ah	SOLAR INSTALLATIONS
12V 100Ah	TELECOMMUNICATION, SERVER ROOMS, CASH TRANSIT, UPS
12V 200Ah	SOLAR INSTALLATIONS
24V 3.5Ah	GATE MOTORS



BATTERIES SOLAR & INVERTERS ACCESSORIES

POWERING BUSINESS POWERING THE HOME POWERING THE FUTURE www.upowa.co

BATTERIES

03

We stock a wide range of batteries. From alarm, gate motor, garage and electric fence batteries to batteries for inverter systems.



6V 4.5Ah Upowa Lead Acid Battery

The Upowa 6V 4.5Ah lead acid Battery is used for mining helmets, telecoms, recreational use and emergency lights. The Upowa 6V 4.5Ah lead acid battery is reliable, good quality and competitively priced.



12V 1.4Ah Upowa Lead Acid Battery

The Upowa 12V 1.4Ah lead acid battery is used for garage door motors and emergency lights. The Upowa 12V 1.4Ah lead acid battery is reliable, good quality and competitively priced.



12V 2.4Ah Upowa Lead Acid Battery

Upowa is one of Africa's leading battery brands and has taken the South African market by storm. Our range of batteries, solar products, accessories and energy products are excellent quality and cost-effective. We have a network of distributors that we work with across South Africa. Register to become a distributor or contact us for your nearest retailer. The Upowa 12V 2.4Ah lead acid battery is reliable, good quality and competitively priced.



12V 4.5Ah Upowa Lead Acid Battery

The Upowa 12V 4.5Ah lead acid Battery is used for recreational, UPS, alarm panels and emergency lighting. The Upowa 12V 4.5Ah lead acid battery is reliable, good quality and competitively priced.



12V 6Ah Lithium Battery

The 12V 6Ah 75Wh Lithium Battery is ideal for use as a backup battery for gate motors, alarm systems, access control gates, electric fences, and CCTV systems. Featuring an integrated battery management system (BMS), this battery is highly durable and built to last, with a lifespan of 2000 cycles. Additionally, the sealed plastic enclosure is water and dust resistant (IP55), making it perfect for use in any environment. This battery is built to provide reliable power for years to come.



12V 7.2 A/H Upowa Lead Acid Battery

The Upowa 12V 7.2Ah lead acid battery is used for cash in telecommunications, UPS, alarm panels and gate motors. The Upowa 12V 7.2Ah lead acid battery is reliable, good quality and competitively priced.



12V 8Ah Upowa Gel Battery

The Upowa 12V 8Ah gel battery is used for solar applications, cash in transit trucks or telecommunications. The battery is also a great option for your home UPS, alarm panels and gate motors. The Upowa 12V 8Ah gel battery is reliable, good quality and competitively priced.



12V 18Ah Upowa Gel Battery

The Upowa 12V 18Ah Gel lead acid Battery is used for access points, server rooms recreational use and UPS. The Upowa 12V 18Ah Gel lead acid battery is reliable, good quality and competitively priced.



12V 18Ah Upowa Lead Acid Battery

The Upowa 12V 18Ah lead acid Battery is used for access points, server rooms recreational use and UPS. The Upowa 12V 18Ah lead acid battery is reliable, good quality and competitively priced.



12V 50Ah Upowa Gel Battery

The Upowa 12V 50Ah Gel Battery is used for alarm panels and emergency lighting. The Upowa 12V 50Ah Gel battery is reliable, good quality and competitively priced.



12V 100Ah Upowa Gel Battery

Upowa batteries are one of the most popular brands in Africa for solar installers, backup power suppliers, the security industry and many more. They have taken the South African market by storm because of their high quality and cost-effectiveness. The Upowa 12V 100Ah Gel Battery is used for alarm panels, solar applications, and telecommunications. The Upowa 12V 100Ah gel battery is reliable, good quality and competitively priced. Quality does not mean expensive. We have some of the most reasonably priced products on the market.



24V 3.5Ah Upowa Lead Acid Battery

Rechargeable 24V 3.5AH Battery that can easily power your garage doors without fail



12V LITHIUM IRON PHOSPHATE (LiFePO4) BATTERY RANGE



12V 6Ah



12V 12Ah



12V 50Ah



12V 100Ah

Typical Uses

Direct replacement for Gate Motors, CCTV, Electric Fences, AccessControl, and Alarm Systems that use 12V 7Ah Lead Acid Batteries

Typical Uses

Direct replacement of 12v deep cycle lead acid batteries used with inverters, backup and solar systems smaller than 1000W

Usable Capacity

100% (75Wh)

100% (153Wh)

100% (640Wh)

100% (1280Wh)

Usable Capacity

6 – 8hrs (12 – 9W)

12 – 17hrs (12 – 9W)

6 – 8hrs (100 – 80W)

12.8 – 16hrs (100 – 80W)



Warranty Unlimited Cycles For 2 Years



Lifespan Expected 2 – 5 Years



Safe & Reliable



Integrated Battery Management System



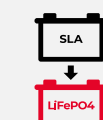
Over Charge/Discharge Protection



IP55 Water & Dust Resistant



Highly Durable Sealed Plastic Enclosure



Drop In Replacement For Lead Acid



High Charge/Discharge Rate (1 hour)

CCTV 04

Monitor the activation occurring outside and inside of your property with our top of the line CCTV systems. Our service offers customized CCTV systems to suit your premises. Our products ensure visibility 24/7 and accessible from your mobile app.



Hikvision Turbo DVR 4CH 7100 Series

The Hikvision Turbo DVR 4CH offers high quality recording capabilities suitable for 24/7 home security systems. Whether you're upgrading a legacy analog security system or installing a brand new one, you'll find a perfect match that suits your specific needs right here. The Hikvision Turbo DVR 4CH 7100 series are cost-effective with HD encoding ability and great durability.



Hikvision Turbo DVR 8CH 7100 Series

The Hikvision Turbo DVR 8CH offers high quality recording capabilities suitable for 24/7 home security systems. Whether you're upgrading a legacy analog security system or installing a brand new one, you'll find a perfect match that suits your specific needs right here. The Hikvision Turbo DVR 8CH 7100 Series are cost-effective with HD encoding ability and great durability.



Hikvision Turbo DVR 16CH 7100 Series

The Hikvision Turbo DVR 16CH offers high quality recording capabilities suitable for 24/7 home security systems. Whether you're upgrading a legacy analog security system or installing a brand new one, you'll find a perfect match that suits your specific needs right here. The Hikvision Turbo DVR 16CH 7100 Series are cost-effective digital video recorders with HD encoding ability and great durability.



Hikvision 2MP IR 40m VF

Security requirements and application settings vary. That's why Hikvision designs and tailors network cameras to meet various needs, from general video monitoring to video content analytics with deep learning algorithms and beyond. By rendering high-quality images across a range of lighting conditions, minimizing storage and bandwidth requirements and providing data-powered situational awareness, Hikvision network cameras can help users make smart decisions. Our network cameras are the ideal choice for hundreds of application scenarios. The Hikvision 2MP IR 40m VF Dome Cameras offer a perfect balance of performance and value, Hikvision network cameras are easy to use and designed with affordable, intelligent features. Hikvision provides a full suite of security products and solutions for a broad range of vertical markets.



Hikvision 2MP IR 20m ColorVu DomelovVu Dome

Security requirements and application settings vary. That's why Hikvision designs and tailors network cameras to meet various needs, from general video monitoring to video content analytics with deep learning algorithms and beyond. By rendering high-quality images across a range of lighting conditions, minimizing storage and bandwidth requirements and providing data-powered situational awareness, Hikvision network cameras can help users make smart decisions. Our network cameras are the ideal choice for hundreds of application scenarios. The Hikvision 2MP IR 20m ColorVu Dome Cameras offer a perfect balance of performance and value, Hikvision network cameras are easy to use and designed with affordable, intelligent features. Hikvision provides a full suite of security products and solutions for a broad range of vertical markets.



Hikvision 2MP 20m ColorVu Bullet Camera

Hikvision's 2MP ColorVu Bullet Camera technology helps users protect people and property by capturing high-quality, full-color imaging 24/7 with the same sharp rendering at night time as in daylight. Now, combine ColorVu with other Hikvision's advanced technology and amazing possibilities emerge. In other words, the 2MP ColorVu Bullet Camera offers some amazing features!



Hikvision 2MP Dome Camera 20m

The Hikvision 2MP Dome Camera 20m, provide colorful imaging 24/7 even in ultra-low-light scenarios. The fixed turret is easy to install and set-up with your home security system.



Hikvision 2MP Bullet Camera 20m

2 MP bullet camera
Smart IR: up to 20 m IR distance
Water and dust resistant (IP67)



IMOU Cruiser 4mp Security Camera

The IMOU Cruiser (IPC-S42FP-D) range is the all you need security camera for your home or office. With the IMOU Cruiser 4mp security camera and full colour capture, receive real-time photo notifications on your phone and tablet to stay in-the-know when anything happens at home. Protect your home like you are there. Record your videos and capture photos to review, save, and share the moments you missed at any time. This lightweight unit is easy to install and its dual antennas provide stronger network signals, with operating range of up to 330ft (in open area).



Imou Cue 2-D WiFi Camera

With 1080 Full HD live monitoring and two-way audio, Cue 2-D wifi camera lets you stay in touch with your family. Human Detection quickly finds human targets in images and immediately sends a notification to your smartphone, allowing you to monitor what matters without receiving annoying false alerts. With 131° diagonal field of view, Cue 2-D wifi camera will give you a full picture of your home while you are away.



Imou Bullet 2-D WiFi Camera

The compact and sleek design allows the Imou Bullet 2-D WiFi Camera fit in every corner and it's easy to install. You can install it anywhere you need it, no matter at the front door or put it in the back yard. It will get every corner around or in your house covered. When detecting anything abnormal, the security camera will immediately record and capture the moment for you to check. Powerful image processing technology quickly finds human targets in images and immediately sends a notification to your smartphone, allowing you to monitor what matters without receiving annoying false alerts.



Dahua XVR 16Ch 5MP Penta-Brid

The Dahua XVR 16Ch 5MP Penta-Brid 5M-N/1080P Compact 1U 1HDD WizSense Digital Video Recorder supports full-channel AI coding and offers dual-stream video compression. With up to 24 channel IP camera inputs the Dahua XVR 16Ch 5MP Penta-Brid is a great product for commercial or large home security projects.



Dahua XVR Cooper 32CH 1080p – XVR1B32-I

Launched by Dahua Technology, WizSense is a series of AI products and solutions that adopt independent AI chip and deep learning algorithm. Integrated into the XVR Cooper 32CH 1080p, the AI algorithm focuses on humans and vehicles with high accuracy, enabling users to act fast on defined targets. Based on Dahua's advanced technologies, WizSense makes your video intelligent, simple and inclusive.



Dahua XVR Cooper 16CH 1080p – XVR1B16-I

Launched by Dahua Technology, WizSense is a series of AI products and solutions that adopt independent AI chip and deep learning algorithm. Integrated into the XVR Cooper 16CH 1080p, the AI algorithm focuses on humans and vehicles with high accuracy, enabling users to act fast on defined targets. Based on Dahua's advanced technologies, WizSense makes your video intelligent, simple and inclusive.



Dahua XVR Cooper 8CH 1080p – XVR1B08-I

It is designed to support up to 8 channels of high-definition surveillance video at 1080p resolution. The XVR1B08-I model offers advanced features such as compatibility with analog, HD-CVI, AHD, TVI, and IP cameras, providing flexibility in system integration. Additionally, it supports H.265+/H.265/H.264+/H.264 video compression formats for efficient storage and bandwidth usage. With its robust construction and comprehensive feature set, the Dahua XVR Cooper 8CH 1080p – XVR1B08-I is suitable for a wide range of security applications, from small businesses to large-scale installations.



Dahua XVR Cooper 4CH 1080p – XVR1804-I

This model is designed to support up to 4 channels of high-definition surveillance video at 1080p resolution. It offers versatile compatibility with various camera types, including analog, HD-CVI, AHD, TVI, and IP cameras, ensuring flexibility in system setup and integration. The XVR1804-I features advanced video compression technology such as H.265+/H.265/H.264+/H.264, enabling efficient storage and bandwidth utilization without compromising video quality. With its compact design and comprehensive feature set, the Dahua XVR Cooper 4CH 1080p – XVR1804-I is ideal for small to medium-sized security installations requiring reliable and cost-effective video recording solutions.



Dahua HDCVI 25X Starlight PTZ Camera – PTZ4225-HC

The Dahua HDCVI 25X Starlight PTZ camera uses pan, tilt, and zoom functionality to provide both wide-area coverage and great detail. Specialized cameras, like positioning systems, anti-corrosion cameras, and explosion-proof cameras are also available for user special applications.



Dahua 5MP Dome Camera – T2A51P

Dahua 5MP Dome Camera offers simple and highly cost-effective HDCVI solutions. It meets the requirement of 24/7 reliable monitoring with high-quality image performance, and saves budget for customers on both device and labor. The Dahua 5MP Dome Camera is also highly guaranteed by Dahua quality standard.



Dahua Cooper 5MP Bullet Camera – B2A51P

Experience 5MP HD video and the simplicity of using existing cabling infrastructure with HDCVI. The Dahua Cooper 5MP bullet camera features a compact design and offers a high quality image at a friendly price. It offers various vari-focal/fixed lens models with a multi-language OSD and HD/SD switchable output. The Cooper 5MP bullet camera with IR LED, presents more details at night. Its structural flexibility and high cost performance makes the camera an ideal choice for SMB solutions.



Dahua 5MP VF 2.7-12mm Bullet Camera

Dahua 5MP VF 2.7-12mm Bullet Camera (HAC-B3A51-Z) with its motorised lens offers a resolution of 25 frames per second at 5mp. In order to use the 5MP 16:9 HDCVI camera, the firmware of XVR must be upgraded to V4.001.0000001.0.R.200908 or later version. The Dahua 5mp Bullet Camera can manually pan / rotate 360 degrees and tilt at 90 degrees.



Dahua 2mp Cooper Indoor Plastic Dome Camera

As the inventor of HDCVI (High Definition Composite Video Interface) technology, Dahua continuously invests in the technology to rejuvenate existing coaxial-based systems since its launch in 2012 with its own patents. The Dahua 2mp Cooper Dome Camera offers 30fps @ 1080p making it ideal for home indoor security monitoring. With wall mount; ceiling mount and horizontal pole mount options the Dahua 2mp Cooper Dome Camera can be installed almost anywhere in your home.



Dahua 2MP HDCVI IR Eyeball Camera

Dahua 2mp HDCVI VF Eyeball Camera 2.7-12MM IR60M – HDBW1200RP-2 / T3A21P-VF
Dahua 2MP HDCVI IR Eyeball Camera offers simple and highly cost-effective HDCVI solutions. It meets the requirement of 24/7 reliable monitoring with high-quality image performance, and saves budget for customers on both device and labor. The Dahua 2MP HDCVI IR Eyeball Camera is also highly guaranteed by Dahua quality standard.



Dahua 2MP HDCVI IR Bullet Camera

Dahua 2MP HDCVI IR Bullet Camera 2.7-12MM IR30M – B4A21P-VF
Dahua 2MP HDCVI IR Bullet Camera offers simple and highly cost-effective HDCVI solutions. It meets the requirement of 24/7 reliable monitoring with high-quality image performance, and saves budget for customers on both device and labor. The Dahua 2MP HDCVI IR Bullet Camera is also highly guaranteed by Dahua quality standard.



Dahua 2MP Full Color Dome Camera 2.8MM 20M – T1A29P-LED

Dahua 2MP Full Color Dome Camera offers simple and highly cost-effective HDCVI solutions. It meets the requirement of 24/7 reliable monitoring with high-quality image performance, and saves budget for customers on both device and labor. The 2MP Full Color Dome Camera is also highly guaranteed by Dahua quality standard.



Dahua 2mp Full Color Bullet Camera 2.8MM 20M – B1A29P-LED

Experience 1080P full HD video and the simplicity of using existing cabling infrastructure with HDCVI. The Cooper series 1080P HDCVI camera features a compact design and offers a high quality image at a friendly price. The camera is designed with microcrystalline LED IR illumination for best lowlight performance. Smart IR is a technology to ensure brightness uniformity in B/W image under low illumination. Dahua's unique Smart IR adjusts to the intensity of camera's infrared LEDs to compensate for the distance of an object, and prevents IR LEDs from overexposing images as the object come closer to the camera.



Dahua 2mp Cooper Plastic Bullet Camera

Experience 1080P full HD video and the simplicity of using existing cabling infrastructure with HDCVI. The Cooper series 1080P HDCVI camera features a compact design and offers a high quality image at a friendly price. The camera is designed with microcrystalline LED IR illumination for best lowlight performance. Smart IR is a technology to ensure brightness uniformity in B/W image under low illumination. Dahua's unique Smart IR adjusts to the intensity of camera's infrared LEDs to compensate for the distance of an object, and prevents IR LEDs from overexposing images as the object come closer to the camera.



Dahua 2mp Cooper Metal Bullet Camera

As the inventor of HDCVI (High Definition Composite Video Interface) technology, Dahua continuously invests in the technology to rejuvenate existing coaxial-based systems since its launch in 2012 with its own patents. The Dahua 2mp Cooper Bullet Camera offers 30fps @ 1080p making it ideal for home indoor security monitoring. With wall mount; ceiling mount and horizontal pole mount options the Dahua 2mp Cooper Bullet Camera can be installed almost anywhere in your home.



Dahua full color Bullet Camera 3.6MM 40M – B2A29P-LED

Experience 1080P full HD video and the simplicity of using existing cabling infrastructure with HDCVI. The Cooper series 1080P HDCVI camera features a compact design and offers a high quality image at a friendly price. The camera is designed with microcrystalline LED IR illumination for best lowlight performance. Smart IR is a technology to ensure brightness uniformity in B/W image under low illumination. Dahua's unique Smart IR adjusts to the intensity of camera's infrared LEDs to compensate for the distance of an object, and prevents IR LEDs from overexposing images as the object come closer to the camera.



EZIP Full Colour 2mp IP Dome Camera

EZIP Full Colour 2mp IP
day/night full colour camera
2mp fixed lense
IP camera



EZIP Full Colour 2mp IP Bullet Camera

day/night full colour camera
2mp ip Camera



Hard Drives

The SkyHawk 2TB Hard drive surveillance drives are tuned for 24x7 workloads and optimised for DVRs and NVRs. This 2TB Hard drive comes equipped with enhanced ImagePerfect firmware which helps to minimise dropped frames and downtime with a workload rating three times that of a desktop drive.

Sizes: 1TB; 2TB; 4TB; 8TB



Dahua Camera Junction

The Dahua camera junction box (PFA12A) is made from non-discolouring PP making it weather-resistant and durable.



Cat 5e Cable per 305m

Category 5 (CAT5) cable is a multi-pair (usually 4 pair) high performance cable that consists of twisted pair conductors, used mainly for data transmission. Basic CAT5 cable was designed for characteristics of up to 100 MHz. CAT5 cable is typically used for Ethernet networks running at 10 or 100 Mbps.



DC Jack Male

A DC jack is a male electrical connector that plugs into a female connector to provide power to an electronic device.



CCTV Video Baluns Per Pack of 2

CCTV Video Baluns enables the transmission of video using unshielded twisted pair wire instead of coaxial cable. A balun will allow you to change the signal from a CCTV camera that uses a coax cable to use a Cat5e cable instead.



Dahua 19" Monitor

Screen Size 18.5
Aspect Ratio 16:9
Resolution 1366x768
Backlight LED
Brightness/Luminance 220cd/?
Contrast 600:1
Display Color 16.7M
Viewing Angle(H/V) 90°(H)/65°(V)
Response time 5ms
Refresh Rate 60Hz



Cat 5e Cable per 100mtr

A Cat 5e cable is an Ethernet cable, or cabling used to support computer networks. It can transmit video and telephony signals in addition to standard computer data. The cat 5 is usually the bare minimum required for Hosted VoIP.

24/7

Colorful Imaging
View in color even in darkness

Turbo HD Cameras with
ColorVu Technology

ColorVu
Technology



HIKVISION
www.hikvision.com

What's ColorVu

Combining great technologies for greater image quality.

Advanced Lenses

• **F1.0 Super Aperture**
Collects more light to
produce brighter images.

4x more light collection
than F2.0



* In extremely low-light environments, the camera is coupled
with supplemental lighting to ensure color images.

Powerful Sensors

• **High-sensitivity Sensor**
Vastly improves the
utilization of available light.




Smart structure


High sensitivity

Active Alignment Technology

An **Industry-leading Manufacturing Technology**
ensures **reliable quality** throughout the high-
volume production of ultra-HD ColorVu products.

• **Accurate Focus Adjustment**
Enables accuracy within 4 pixels, even smaller
than 1/30th the diameter of a strain of hair

• **Specially-Designed for Ultra-HD Cameras**
5 MP, 3K, 4K, and more



Professional License Plate Recognition

Dahua Access ANPR Camera



Up to 99% Accuracy



Barrier Control



Motorized Vari-focal Lens



PoE+

Dahua Access ANPR Camera

Highlights

Up to 99% Accuracy

Offers a professional ANPR camera that integrates algorithm specially trained for local license plates, providing up to 99% recognition accuracy. It supports barrier control and standard PoE+.

Flexible Installation

Offers various installation options that can adapt to multiple scenarios. It supports pole mount, corner mount, wall mount and ceiling mount, allowing cameras to be up and running in no time.

High Performance

Delivers excellent capturing and recognition performance day and night. Its motorized varifocal lenses can adapt to various scenarios such as overexposure or inadequate light. It achieves detection distance of up to 30m (98ft) and speed of up to 80km/h (49mp/h).

Various Applications

Compatible with NVR and DSS platform. It supports more abundant business processes such as remote barrier control, blocklist and allowlist, query by license plate, etc., greatly improving management efficiency.

Application Scenarios



Universities and Campuses



Retail and Office Spaces

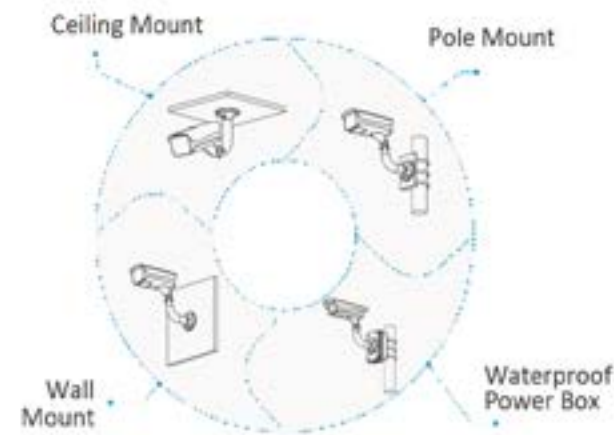


Hotels and Casinos



Residential Areas

Installation Options



Recommended Models



- ITC215-PW6M-IRLZF-B**
- Detection distance range: 3-8m (9ft-26ft)
 - Detection speed up to 30km/h (25mp/h)
 - 2MP, IR, cover 1 lane
 - 3.2mm to 10.5mm motorized
 - With gooseneck bracket



- ITC237-PW6M-IRLZF1050-B**
- Detection distance range: 12-35m (26ft-98ft)
 - Detection speed up to 80km/h (49mp/h)
 - 2MP, IR, cover 2 lane
 - 10mm to 50mm motorized
 - With gooseneck bracket

* Design and specifications are subject to change without notice.

Ver. 1, Apr. 2021

DAHUA TECHNOLOGY


No.1199 Bin'an Road, Binjiang District, Hangzhou, China. 310053
 Tel: +86-571-87688883 Fax: +86-571-87688815
 Email: overseas@dahuatech.com
 www.dahuasecurity.com



05

ELECTRIC FENCE

First line of defence to keep intruders out. Our electric fence products ensure safety to your premises 24/7 as well as battery backup operated to run during black outs.



Electric Fence Stainless Steel 1.2mm 7kg Wire

Solid stainless steel electric fence wire offers a higher resistance to most corrosive environments, are high in tensile strength and provide a longer life span to the fence. Stainless steel is the wire of choice for highly corrosive coastal areas.



Hammer Drive Zinc Alloy 6x50

The zinc alloy hammer drive anchor is ideal for securing brackets onto a wall. Hammer drive anchors are suitable for coastal areas.

Box of 100
Zinc alloy
6x50



Electric Fence Strobe Light

This electric fence strobe light is a visual indicator (flashes) of an alarm that has been triggered. The strobe light carries on flashing after the alarm as an event memory indicator.



Electric Fence Warning Sign

Electric fence warning signs must be placed along the fence line to warn of the existence of an electric fence. In built up areas – These must be placed at 10m intervals along the fence, at gate ways or whenever there is a change of direction. In rural areas they must be placed at 100m intervals, at gate ways or whenever there is a change of direction.



Electric Fence Ferrules 6mm Aluminum

Ferrules are used to join the conductive electric fence wires permanently. This is a high security wire connection because it cannot be removed. The electric fence 6mm ferrules are used with the 1.6mm aluminium wire.



Electric Fence Stay Lug

Electric fence stay lugs are used as fixing devices for stays. The metal lugs are used with the 8mm and the 10mm stay brackets for the wall top brackets. They can be bent to fit onto the side or the top of a wall or onto a bracket.




Electric Fence Hybrid Compression Spring (Black)

The Hybrid Compression Spring combines a compression spring and a ratchet tensioner all in one. The hybrid compression spring will maintain the tension of the fence wire and the ratchet tensioner can be used to increase the tension as and when required over time.



Electric Fence Compression Spring (White)

The Compression Spring is used to maintain a constant tension on the electric fence wires. Wire tension on an electric fence will vary over time and the springs will maintain a constant force on the electric fence wires to keep them taut.



Electric Fence Compression Spring (Black)

The Compression Spring is used to maintain a constant tension on the electric fence wires. Wire tension on an electric fence will vary over time and the springs will maintain a constant force on the electric fence wires to keep them taut.



Electric Fence Spring Hook

The large tail hook (electric fence spring hook) is a quick fit hook used to connect a wire tensioner to a flat or round bar insulator.



In-Line Gate Contact Bracket

The in-line gate contact mounting bracket is used to secure gate contacts onto the gate and the wall. The contact bracket, with its heavy duty design, secures the gate connector in place during continuous operation.



Electric Fence 3-Way Sliding Gate Contact

The 3-way gate contact is used for wiring live wires in series onto a sliding gate. The third insulated connector can be used to bring the earth wire onto the gate system. The robust construction using stainless steel and brass, makes it suitable for outdoor use in most climates. The large location plates allow for increased tolerance and easier installation.



Electric Fence Earth Spike

The copper clad earth spike or stake is used to earth the electric fence system. A minimum of 3 earth spikes must be knock into the ground near the electric fence at a minimum of 1.5 m apart. Connect these earth spikes to the energizer or the fence using the high tension insulated cable (HT). In areas where earthing conditions are bad you may be required to add a few more earth spikes/stakes along the fence line and connect these back to the energiser.



Electric Fence In Line Loop

In line loops are used to enhance the level of security offered by an electric fence by detecting attempted separation of fence wires. By creating a connection between 2 earth wires and leaving just enough room for natural movement of the live wire, the alarm will sound as the live wire touches the in line loop.



Electric Fence Double Pole Lightning Protector

Lightning can cause serious damage to your energizer. When lightning strikes close to (or directly on) an electric fence, it causes a massive surge in voltage which flows back to your energizer. A practical alternative to this is to install a Nemtek Double Pole Lightning Protector which offers a two pronged approach. Firstly it inhibits the lightning surge from damaging the energizers and secondly it diverts any lightning surge away from the energizers into the ground through the earth spikes.



Electric Fence Round Light

The electric fence round light, or indication light, flashes with every fence pulse. Visible for up to 100m at night and 20m by day. Seven high bright LED's for long life and extra brightness.

Comes in Red or Blue




Nemtek High Voltage LED Warning Light

The frequency of the flashing LEDs indicates the voltage level on the fence. The longer the period between flashes, the lower the voltage on the fence. The intensity of the light remains the same so it can be seen from far irrespective of the fence voltage. It is installed between the earth and live wire to indicate the status and condition of the fence for peace of mind.



Nemtek Energiser Tag

The Nemtek energiser tag is used to switch energizers on/off.



Nemtek 2i Wizord Electric Fence Energiser

The Nemtek 2i Wizord Electric Fence Energiser products have been field tested for many years and boast unsurpassed reliability. The Nemtek 2i Wizord Electric Fence Energiser takes in electrical energy from an outside source and then pushes the energy out through the positive fence terminal in very brief, high-voltage, high-amperage pulses. Simple to install and easy to maintain. The Wizord series from Nemtek is the logical choice for domestic and light industrial installations where a cost effective powered energizer is required




Nemtek 4i Wizord Electric Fence Energiser

The Nemtek 4i Wizord Electric Fence Energiser products have been field tested for many years and boast unsurpassed reliability. The Nemtek 4i Wizord Electric Fence Energiser takes in electrical energy from an outside source and then pushes the energy out through the positive fence terminal in very brief, high-voltage, high-amperage pulses. Simple to install and easy to maintain. The Wizord series from Nemtek is the logical choice for domestic and light industrial installations where a cost effective powered energizer is required




Nemtek Druid 13LCD Electric Fence

The LCD display in the Nemtek Druid 13LCD Electric Fence Energiser makes information on the status and performance of the energizer quick and easy to read. Using the Adaptive Power Technology (APT) pioneered by Nemtek, these energizers offer a unique technology to detect how much power a fence can accept and handle before it starts to arc and waste energy. This maximises the power on the fence and minimises false alarms.



Nemtek Druid 15LCD Electric Fence Energiser

The LCD display in the Nemtek Druid 15LCD Electric Fence Energiser makes information on the status and performance of the energizer quick and easy to read. Using the Adaptive Power Technology (APT) pioneered by Nemtek, these energizers offer a unique technology to detect how much power a fence can accept and handle before it starts to arc and waste energy. This maximises the power on the fence and minimises false alarms.



Nemtek 8J Druid 18 LCD Electric Fence Energiser

The Nemtek 18 LCD Electric Fence Energiser is a LCD display in the Druid range. It makes information on the status and performance of the energizer quick and easy to read. Using the Adaptive Power Technology (APT) pioneered by Nemtek, these energizers offer a unique technology to detect how much power a fence can accept and handle before it starts to arc and waste energy. This maximises the power on the fence and minimises false alarms. The Nemtek 18 LCD Electric Fence Energiser also comes with a walk test mode for easy fence testing.



ELECTRIC FENCING PRODUCTS THAT DELIVER PEACE OF MIND



30 years of designing and manufacturing innovative electric fencing solutions

NEMTEK
Electric Fencing Products



ELECTRONIC GATE

06

Access in and out of your premises will be as easy as a click of a button. Our gate motors are designed to work efficiently and effectively ensuring safety at all times.



ET 300 Drive Gate Motor only

The ET 300 Drive gate motor is a low cost, full featured solution for automating residential gates, up to 300 kg. ET 300 Drive gate motor comes with ET Blu Mix[®] enhanced rolling code receiver – "The most secure code in Africa".



ET Drive 500 Gate Motor only

The ET 500 Drive gate motor is a full featured solution for automating residential gates, up to 500 kg. ET Drive 500 gate motor comes with ET Blu Mix[®] enhanced rolling code receiver. It's no wonder the ET Blu Mix is referred to as "The most secure code in Africa".



ET Drive 600 Gate Motor only

The ET Drive 600 gate motor is a full featured solution for automating high traffic gates, up to 500 kg. ET Drive 600 gate motor comes with ET Blu Mix[®] enhanced rolling code receiver. It's no wonder the ET Blu Mix is referred to as "The most secure code in Africa".



ET/Nice Drive 1000 Gate Motor only

The ET Drive 1000 gate motor is a full featured solution for automating high traffic gates, up to 1000 kg. ET Drive 1000 gate motor comes with ET Blu Mix[®] enhanced rolling code receiver. It's no wonder the ET Blu Mix is referred to as "The most secure code in Africa".



Centurion D2 Gate Motor Kit

The Centurion D2 Gate Motor is a high-speed, cost-effective operator for domestic gates weighing up to 250kg, with a maximum speed of 400 millimeters per second and powerful peak push force rated at 9kgf. This operator is exceptionally quick and easy to install and set up, with all settings easily configurable via two dials on the controller. With loads of features, the Centurion D2 Gate Motor is the complete motor for a standard, domestic four meter gate.



Centurion D5 Evo Gate Motor kit

Experience the evolution of the tried and tested Centurion D5 Evo Gate Motor is a domestic and light-industrial sliding gate motor. Incorporating battery backup you can bank on, potent push force and an intelligent LCD controller for easy setup, not to mention a plethora of features all tailor-made for the ultimate in security and convenience, the CENTURION D5-Evo is the apex predator of gate motors. It simply has no competition and no equal.



Centurion D5 Smart Gate Motor Kit

At Centurion their brand essence is "making your life easier" and, with the D5 SMART Gate Motor, we believe that they have created a product that is the very embodiment of this mission statement. Striking the balance between safety and security, easy and intuitive setup. The D5 Smart is guaranteed to make your life easier. The Centurion D5 Smart Gate Motor Kit offer a convenient package which includes gate racks, gate openers, the D5 Smart motor and battery.



Centurion D10 Smart Gate Motor only

The Centurion D10 SMART gate motor is suitable for gates weighing up to 1000kg. This commercial and heavy industrial sliding gate motor can deliver up to 750 daily operations. The Centurion D10 SMART gate motor is considered a high-volume performer. The powerhouse of heavy-duty access control. The intelligent choice in commercial and industrial gate automation. Now with award-winning SMART technology.



Centurion D20 Smart Gate Motor only

When it's time to beef up security, you need real muscle. The kind that only the number one in access automation can deliver. Introducing the brand new Centurion D20 Smart Gate Motor industrial sliding gate motor. If your high-volume site calls for the kind of security that never backs down even when it's pushed beyond the limits of other gate motors, make the intelligent choice and get the Centurion D20 Smart Gate Motor.



Gate Wheel kit

60mm Gate wheels can be mounted underneath sliding gates, allowing them to be easily moved. Sliding gates are prevalent in almost every home and business in South Africa today. The gate wheel kit comes with 2 x gate wheels.

The 80mm radius sliding gate wheel with a V profile in an anti scuff bracket is ideal for angle rails.

Size options: 60mm; 80mm



150mm Wheel In Casing

150mm Gate wheel in casing for mounting preference. Mounted underneath sliding gates, allowing them to be easily moved. Sliding gates are prevalent in almost every home and business in South Africa today.



120mm Gate Wheel In Casing

120mm Gate wheel in casing for mounting preference. Mounted underneath sliding gates, allowing them to be easily moved. Sliding gates are prevalent in almost every home and business in South Africa today.




100mm Gate Wheel in Casing

100mm Gate wheel in casing for mounting preference. Mounted underneath sliding gates, allowing them to be easily moved. Sliding gates are prevalent in almost every home and business in South Africa today.



80mm Wheel In Casing

80mm Gate wheel in casing for mounting preference. Mounted underneath sliding gates, allowing them to be easily moved. Sliding gates are prevalent in almost every home and business in South Africa today.




150mm Gate Wheel

This 150mm gate wheel is a tough and durable wheel designed to attach to your gate, providing a barrier between the bottom of the gate and the ground, therefore preventing the gate from dragging along the ground and protecting it from the risk of scuffs, scrapes and chips.



120mm Gate Wheel

This 120mm gate wheel is a tough and durable wheel designed to attach to your gate, providing a barrier between the bottom of the gate and the ground, therefore preventing the gate from dragging along the ground and protecting it from the risk of scuffs, scrapes and chips.



100mm Gate Wheel

This 100mm gate wheel is a tough and durable wheel designed to attach to your gate, providing a barrier between the bottom of the gate and the ground, therefore preventing the gate from dragging along the ground and protecting it from the risk of scuffs, scrapes and chips.



Nylon Gate Rack -2m

The 2 meter nylon gate rack can be used for most conventional sliding gate motors.



Centurion SMARTGUARD Access Control Keypad – Wired

The Centurion SMARTGUARD access control keypad can accommodate up to 1000 unique PIN codes with any user-defined length from one to ten digits. There are three separate outputs, each configurable to either latching or non-latching. Such functionality caters for many different scenarios. A motorised gate entrance may be opened fully using one code. Then, activate the pedestrian opening using another, and switching on the house alarm using a third. User codes can also be selectively deleted without affecting other codes stored in the memory.



Centurion SmartGuard Wireless Keypad

The Centurion SMARTGUARDair wireless keypad access control system offers keyless, wireless and effortless security. For standalone access control at an entrance to a property, or inside a building, the SMARTGUARDair wireless access control keypad affordably delivers unmatched functionality and reliability.



Centurion Photon SMART Wireless Infrared Safety Beams

Get peace of mind in no time thanks to our award-winning SMART technology. Connecting wirelessly to your CENTURION SMART solution, Photon SMART wireless infrared safety beams give you an automated gate motor or garage door motor system that isn't just safe, it's intelligently safe.



The CENTURION i5 Wired Gate Safety Beams

CENTURION i5 Wired Gate Safety Beams are simple to align, extremely reliable and boasts an operating range of up to 40m. It can be used on gates, garage doors, and even for simple perimeter protection.



Centurion CP80 PC Board

The Centurion CP80 (D3/D5) Motor Controller Module is an electronic controller suitable for use with the D5 range of sliding gate operators. Centurion CP80 PC Board has high immunity to external interference and protection from lightning. With this controller one can test the operation of the device even when the transmitter is not available by means of a local test button. It also has diagnostic LEDs which allow for easy programming and diagnostics. The safety beam input allows for connecting infrared safety beams which in turn enhance the security of the automated system. Furthermore, the pedestrian opening feature prohibits access by unauthorized vehicles.



Centurion D5 Smart Anti Theft Bracket

The Centurion D5 smart anti theft bracket is a secure theft-resistant motor bracket mechanism. The Centurion D5 anti theft bracket is galvanized for long life and boasts an easy assembly and installation procedure. It also features a integrated circular lock within protective chassis.



Centurion D5 Evo Anti-Theft Bracket

The D5 Evo anti-theft bracket is designed specifically for the D5 EVO Centurion gate motor. This revolutionary anti-theft bracket is designed to provide superior protection from theft and weather damage. Unlike other anti-theft brackets, the Iron Man provides complete protection by totally concealing the entire motor. It is also electroplated to withstand rust.



Centurion D2 Anti-Theft Bracket

The Centurion D2 anti-theft bracket is designed to significantly reduce the risk of an intruder gaining access to the operator and increases the resistance of the unit against theft.



Sector II High-Volume Barrier Kit

The SECTOR II 6m high-volume barrier offers the best security for commercial, residential and industrial sites, while simultaneously making life easier for installers thanks to its innovative mechanical design and electronics that reside at the top of the enclosure. The Centurion barriers offers quick and easy commissioning via an intuitive graphic interface flush with features.

Sizes: 6M; 4.5M; 3M



Centurion Single Vantage 500mm Linear Gate Motor Kit

Sleek, stylish, secure and strong: these are some of the words that describe the VANTAGE linear swing gate motor for domestic and industrial gates. VANTAGE gate automation comes standard with battery backup offers a quick and easy (not to mention good looking) installation. The Vantage 500mm Linear Gate Motor Kit is an exceptionally strong set of operators for gates up to 4m wide, per leaf (consult specifications for further details). Boasting tough-as-nails die-cast aluminium construction throughout, a grade 304 stainless steel wormshaft for the ultimate in reliability and durability and with sophisticated electronics for smooth, safe operation, VANTAGE gives you everything you need to swing the future your way.



Centurion Single Vantage 400mm Linear Gate Motor Kit

Sleek, stylish, secure and strong: these are some of the words that describe the VANTAGE linear swing gate motor for domestic and industrial gates. VANTAGE gate automation comes standard with battery backup offers a quick and easy (not to mention good looking) installation. The Vantage 400mm Single Linear Gate Motor Kit is an exceptionally strong operator for gates up to 4m wide, per leaf (consult specifications for further details). Boasting tough-as-nails die-cast aluminium construction throughout, a grade 304 stainless steel wormshaft for the ultimate in reliability and durability and with sophisticated electronics for smooth, safe operation, VANTAGE gives you everything you need to swing the future your way.



ET/Nice O2 Wireless Keypad

ET/Nice O2 Wireless keypad is Compact and stylish design, Rugged robust weatherproof die cast aluminium housing, battery operated wireless keypad, Long battery life, Built – in day light sensor to maximise battery life,



HIGH-SECURITY, HIGH-VOLUME ROADWAY ACCESS CONTROL

Robust construction providing a formidable deterrent to criminals

A BRAND OF
FAAC TECHNOLOGIES



SMART SLIDING GATE MOTORS



HIGH-SPEED,
RESIDENTIAL &
LIGHT INDUSTRIAL

HIGH-SPEED,
COMMERCIAL &
LIGHT INDUSTRIAL

HIGH-VOLUME,
COMMERCIAL &
HEAVY INDUSTRIAL

REAL MUSCLE,
HIGH-VOLUME &
HEAVY INDUSTRIAL

SMART SWING GATE MOTOR



Revolutionising swing gate automation with award-winning **SMART** technology

SMART GARAGE DOOR MOTOR



Whisper-quiet and extended battery life
tip-up and sectional garage door motor

HIGH-VOLUME INDUSTRIAL TRAFFIC BARRIERS



The best security for commercial, residential and industrial sites with a **NEW rectangular LED boom pole**

R6 ROTARY SWING GATE MOTOR



Stalwart security, convenience and reliability. Robust and durable materials and innovative built-in safety and security features

VERSATILE ELECTRONIC SECURITY LOCK



Locking mechanism that provides both strength and reliability to add **extra security** to your swing and sliding gates

A BRAND OF
FAAC TECHNOLOGIES

www.centsys.co.za

CENTURION

Another 1st from Nice: Lithium-ready gate operators



Made to match Nice's new lithium battery

LiFePO4



Nice lithium-ready gate operators offer you:

- An advanced lithium battery management system & charger
- Powered by the Nice lithium battery, specially designed for gate operators - delivering max 35 Amp (3 sec)
- An adaptable baseplate for quick and easy installation & replacement

KIT INCLUDES

- Theft deterrent bracket
- Gate tamper alarm
- Feature-rich LCD control board
- Drive600 needs no battery on sites that have inverter battery back-up, as it is not battery dependent

Ask a sales assistant for more details.

Ts and Cs apply

Nice

GARAGE DOORS 07

Our garage doors are customized to your home and style. Manufactured to be robust, withstand all weather conditions within the Cape. Our garage door motors are designed for quick access and guaranteed safety.



Doorman SD03 Garage Motor only

A garage door opener is simply the motorized device that allows you garage door to open and close. Most openers are used by either a switch on the garage wall or handheld remote. Garage door openers are a matter of necessity these days and are no longer just for convenience. Our Doorman SD03 sectional garage motor can easily be fitted to your door for auto entry with a remote control saving you time, keeping you dry and adding extra security to your parking garage.



Standard Double Alu Lux Sectional Door With Hardware

Available in: White; Charcoal; Bronze; Brown
Hardware box included
Door styles are also available in Square blocks or Horizontal



Standard Single Alu Lux Sectional Door With Hardware

Available in: White; Charcoal; Bronze; Brown
Hardware box included
Door styles are also available in Square blocks or Horizontal



Centurion SD04 T12 Smart Garage Door Motor only

Centurion Smart SD04 Experience intelligence in motion with the Centurion Smart SD04 garage door operator, boasting whisper-quiet operation thanks to its state-of-the-art mechanical design, extended battery life for uninterrupted convenience during power outages and our pioneering SMART technology for quick and easy setup.



ET/Nice Roll-up Motor Kit

The ET roll up motor is designed for residential roll-up garage doors up to 8 square meters. An automated garage is the perfect response to all needs in terms of convenience and security. The ET roll-up motor kit offers a cost effective automation solution and comes with remote transmitters.



Doorman Roll-up Garage Motor only

Designed for Residential single Roll up doors up to 10m2



ET/Nice Blue Advanced Pico Garage Motor only

The ET/Nice Blue advanced Pico garage door motor is designed for residential sectional overhead and trackless tip-up garage doors of up to 10m2. The Blue Advanced Series all come with a digital display for easy programming and diagnostics. If you are looking for a cost effective garage door automation solution, try the ET/Nice Blue advanced Pico.



ET/Nice Blue Advanced Garage Motor only

The ET/Nice Blue Advanced garage door motor is designed for residential sectional overhead and trackless tip-up garage doors of up to 15m2. The Blue Advanced Series all come with a digital display for easy programming and diagnostics. If you are looking for a garage door automation solution with a powerful high-torque motor, try the ET/Nice Blue Advanced.



Centurion SD04 T10 Smart Garage Door Motor Only

Centurion Smart T10 SD04 Experience intelligence in motion with the Centurion Smart T10 SD04 garage door operator, boasting whisper-quiet operation thanks to its state-of-the-art mechanical design, extended battery life for uninterrupted convenience during power outages and our pioneering SMART technology for quick and easy setup.



UPGRADED V8 Controller NOW offering GREATER torque and speed

Complete Gate Automation Range



INTERCOMS

08

Knowing who is outside your premises is your right. Our intercom systems can be monitored from your mobile app ensuring peace of mind. Our intercom system products are slim-line and designed for simplicity and works by a click of a button.

SA's favourite Garage Door Operators

DC Blue Advanced Hi-Speed for quick access and greater SECURITY

Now Available in STAINLESS STEEL 304 for medium corrosion areas 316 for high corrosion areas

Traffic Barriers and Road Spikes

Online Transmitters and Receivers

SMART and affordable access control for SECURE living



1 TO 1 Kocom Gate Intercom 12VDC

The Kocom Gate Intercom 1:1 Kit allows for a quicker and easier way to communicate with visitors. Whether a residential or business premises, screen visitors remotely through a modern intercom system and grant entry access with an unlock door strike function. Pressing the audio panel button will set off a gentle electronic sound on the handset.



ET/Nice O2 Wireless Keypad

ET/Nice O2 Wireless keypad is Compact and stylish design, Rugged robust weatherproof die cast aluminium housing, battery operated wireless keypad, Long battery life, Built – in day light sensor to maximise battery life, LED illumination for ease of operation at night, Battery low indication, 1 – 100 user codes, Up to eight digit user operating codes, Individual adding and deleting of user codes, 2 output channels, Selectable ET Blu-Mix (high security) rolling code and ET Blue rolling code transmission codes. The ET/Nice O2 Wireless keypad has up to 200 meters line of sight, transmission range. environment).



Dahua IP Villa Door Station & Indoor Station

The Dahua IP Villa Door Station & Indoor Station supports two-way voice call or between door stations and app and eases communication between your desired access points.

Dahua's Video Intercom product lineup eases communications between visitors, home owners, and property management centers. Dahua intercom products come in a versatile lineup of IP, Wi-Fi, 2-wire, and analog-based solutions for houses, small apartments, and large apartments.



Dahua 4 Wire Intercom Kit

Dahua's Video Intercom product lineup eases communications between visitors, home owners, and property management centers. Dahua intercom products come in a versatile lineup and the 4 wire intercom kit provides a great solution for houses, small apartments, and large apartments.

The management system comes in both a PC client and mobile app. This makes it convenient for security guards to manage an entire residential community with the PC client while residents can receive answer the door from anywhere through our intuitive mobile app.



Proudly South African

Nice Group South Africa Pty (Ltd)

Sharecall: 0860 109 238 • www.niceforyou.com/za

Nice People Make Nice Things



1 TO 2 Kocom Intercom System 220V

The Kocom Gate Intercom 1:2 Kit allows for a quicker and easier way to communicate with visitors. Whether a residential or business premises, screen visitors remotely through a modern intercom system and grant entry access with an unlock door strike function. Pressing the audio panel button will set off a gentle electronic sound on the handset. The Kocom Intercom system is an intercom kit supplied with an outdoor audio panel and is linked to two handsets each with a push button which operates the gate or door release.



1 TO 1 Kocom Gate Intercom 220V Metal

The Kocom Gate Intercom 1:1 Kit allows for a quicker and easier way to communicate with visitors. Whether a residential or business premises, screen visitors remotely through a modern intercom system and grant entry access with an unlock door strike function. Pressing the audio panel button will set off a gentle electronic sound on the handset.



7" Kocom Intercom kit

The 7 Kocom Intercom system enables two-way communication between inside the home and a gate station or front door. The intercom system can also grant property access to visitors by opening a door or gate remotely.



Accentronix GSM 1000 Mini

The Accentronix GSM 1000 Mini is a wireless intercom system and calls directly to your mobile phone.



Accentronix Cellswitch Infinity

With the Accentronix Cellswitch Infinity, open your gate with your phone, manage remotes online, monitor your electric fence. Tailored for security estates.



Centurion G-Speak Ultra

The Centurion G-Speak Ultra is a wireless, mobile-based intercom system consisting of a combined gate station and GSM module. The integral GSM module enables up to four different users to answer the intercom. All this can be done from mobile phones for maximum security and convenience. Configurable channels makes it possible to monitor and control a plethora of electrical appliances such as gate motors, electric fences and pool pumps.

The G-Speak Ultra promotes the ultimate in convenience and peace of mind by combining wireless GSM technology with stylish ULTRA interface. The unit allows for wireless communication between the user and the gate station, effectively turning the user's phone into the intercom handset.



Centurion G-Ultra

With the Centurion G-Ultra, your entire world fits into the palm of your hand, giving you complete control at your fingertips. This is the evolution of GSM technology, designed to offer you the ultimate flexible, mobile-based access control and monitoring solution and allowing you to transcend archaic notions of what GSM can achieve.

Inverters_Deye



Deye 5kw Hybrid Inverter

- 5-Year Product Warranty
- Max Watt 6500w
- MPPT Voltage Range 150-425V
- Max AC Current 25A
- 6-time charge/discharge 240A current
- AC Output Power 5000w
- Number of MPPT= 1+1
- Dimensions: 880mm x 600mm x 370mm
- Weight: 20.5 kg

Product Code (SUN-5K-SG01LP-EU)



Deye 8kw Hybrid Inverter

- 5-Year Product Warranty
- Lead-Acid or Lithium-Ion
- Max 190A current Charge/Discharge
- 3-phase output
- 40 - 60V Battery Voltage Range
- MPPT Voltage Range 150 V
- Self-Adaption to BMS Charging Strategy
- Max 10400 watt
- Dimensions 420(w) x 670(h) x 233(d)mm
- Weight 32KG
- Number of MPPT = 2+2

Product Code (SUN-8K-SG01LP1-EU)



Deye 12kw Hybrid Inverter

- 5-Year Product Warranty
- Max support 16pcs parallel
- 1.3 DC/AC Ratio
- 3-phase output
- 6 time charge/discharge 240A current
- Low Battery Voltage 48v
- Equipped with the following
 - CAN port (X2)
 - BMS & Parallel
 - RS485 Port for BMS (X1)
 - DRM Port (X1)
- Dimension 464mm x 798.4mm x 300 mm
- Weight 48.5 kg

Product Code (SUN-12K-SG04LP3)



Deye 16kw Hybrid Inverter

- 5-Year Product Warranty
- Max DC Input Power = 20800w
- Battery Voltage Range: 40-60V
- 3-phase output
- 6 time charge/discharge 290A current
- Charging Curve: 3 Stages / Equalization
- Equipped with the following
 - CAN port (X2)
 - BMS & Parallel
 - RS485 Port for BMS (X1)
 - DRM Port (X1)
- Dimension 798.4mm x 464mm x 300 mm
- Weight 48.5 kg

Product Code (SUN-16K-SG01LP1-EU)

Product Catalog

Batteries_Volta



Volta - Battery Lithium Ion 5.1kW 48V 100Ah - Stage 1

- 10-Year Product Warranty
- Nominal Voltage : 51.2
- Standard Charge Voltage : 56 V
- Nominal Capacity : 100 Ah
- Max Discharge Current : 100 A
- Discharge Cut off Voltage : 44.8 V
- LFP Cell Type
- Communication Interface : RS485, RS232, CAN
- Dimensions : 480mm x 600mm x 150mm
- Weight 48kg

Product Code (VOLTA-S1-S1.2)

Product Catalog

SOLAR

09

Solar products are designed to seamlessly integrate into your lifestyle, providing reliable energy for homes, businesses, and beyond. From high-efficiency solar panels to smart solar systems, we harness the power of the sun to illuminate your world while reducing your carbon footprint.



Gizzu mini 8800mAh Dual Voltage UPS

The GIZZU Mini 8800mAh Dual-voltage DC UPS allows you to power various devices from IP cameras to cordless home phones and routers. It features 4 high capacity lithium-ion batteries for a total of 8800mAh battery power capacity for all your charging needs. Power your CPE (Fiber Box) and Router from one device thanks to dual-voltage DC outputs. For extra safety it also features an intelligent protective design which includes over-charge, over-discharge and short circuit Protection.



SUNSYNK 5kW Inverter Kit

The Sunsynk 5kw inverter kit is a highly efficient power management tool that allows the user to hit their electricity consumption targets by managing power from multiple energy sources. Reduce your electricity costs by managing power from various energy sources, including solar panels, batteries, the national electricity grid, a generator or even a wind turbine – all with a Sunsynk Hybrid Inverter. It's ideal for home and business and scalable so that you can expand it as required.

The Sunsynk 5kw inverter kit includes a Sunsynk Lithium Battery Module.



SRNE 3.3Kw Off Grid Inverter

The SRNE 3.3Kw Off Grid Inverter is a new hybrid solar charge inverter, which integrates PV charge & Grid(Generator) charge with AC sine wave output. It adopts full-digital double closed loop control, combined with advanced SPWM technology to output pure sine wave.



Luxpower 5Kw Eco Hybrid / Off Grid Inverter

Luxpower 5KW Off-Grid Inverter or Luxpower SNA 5000 can bring power to every home, off the grid. Lux power has stepped even further to bring power to every home, with or without grid power. The all-new LuxPower 5kW Inverter is one of the most efficient and affordable in the market. Luxpower ECO Hybrid is now available for homes without the grid. Luxpower inverters are a great way to get the most out of your solar panels.



SUNSYNK 5kW Hybrid Inverter

The Sunsynk 5kw hybrid inverter is a highly efficient power management tool that allows the user to hit their electricity consumption targets by managing power from multiple energy sources. Reduce your electricity costs by managing power from various energy sources, including solar panels, batteries, the national electricity grid, a generator or even a wind turbine – all with a Sunsynk Hybrid Inverter. It's ideal for home and business and scalable so that you can expand it as required.



Deye 5Kw Hybrid Inverter

Deye 5Kw hybrid inverter, is suitable for residential and light commercial use, maximizing self-consumption rate of solar energy and increasing your energy independence. During the day, the PV system generates electricity which will be provided to the loads initially. Then, the excess energy will charge the battery. Finally, the stored energy can be released when the loads require it.



Deye 8Kw Hybrid Inverter

Deye 8Kw hybrid inverter, is suitable for residential and light commercial use, maximizing self-consumption rate of solar energy and increasing your energy independence. During the day, the PV system generates electricity which will be provided to the loads initially. Then, the excess energy will charge the battery. Finally, the stored energy can be released when the loads require it.



Deye 12Kw Three Phase Hybrid Inverter

If you are interested in buying Deye 12Kw 3 Phase Hybrid Inverter, you have come to the right place. Deye's 3phase hybrid inverter with a battery voltage range of 40-60V is expected to bring an end to the problem that the DC high voltage causes fires. The Deye 12Kw 3 Phase Hybrid Inverter is a hybrid inverter for both wind turbines and solar panel. This hybrid inverter is highly reliable and cost-effective. The inverter also automatically switches from AC mode to DC mode within five milliseconds.



Genki 500W Portable Inverter

The Genki 500W Portable Inverter is portable enough to fit in your car, go anywhere, and is large enough to power small to medium-sized appliances. This power station is an all-in-one unit with built-in inverter making it a convenient power solution. The Genki 500W Portable Inverter includes USB-C Power Delivery, integrated MPPT for more efficient solar charging, and faster charging times. Powering up phones, drones, laptops, portable refrigerators, camera equipment, medical equipment, TVs and more. Can be powered while camping, at home, in a caravan, etc.



Kool Energy Mobile Inverter Trolley 1KW 50AH Lithium Battery

The 1kW Kool Energy mobile inverter trolley is an all-in-one solution that has an integrated inverter and a lithium battery. This plug and play inverter is easily transported to where ever you need it and its compact size makes it easy to store away when not in use. Its plug-and-play ability makes it the perfect companion during load shedding and it will run your essential loads. This mobile inverter does not need to be installed so you won't have to spend on solar installations which makes it even more cost-effective.



Dyness 3.6Kw Lithium Battery

The Dyness 3.6Kw Lithium Battery is widely used in energy storage and back-up power systems. The Dyness 3.6Kw Lithium Battery module is equipped with intelligent BMS system for each battery pack to manage modules effectively. Offers the best energy storage reliability with a longer life span.



Dyness 5.12kWh Lithium Battery

Dyness 5.12kWh lithium ion phosphate battery system is a standard battery system unit, customers can choose a certain number of modules according to their needs, by connecting parallel to form a larger capacity battery pack, to meet the user's long-term power supply needs. The product is especially suitable for energy storage applications with high operating temperatures, limited installation space, long power backup time and long service life.




SUNSYNK 5.1kW Lithium Battery 48V

The SUNSYNK 5.1kW lithium ion battery is one of the new energy storage products developed and produced by SUNSYNK. It can be used to support reliable power for various types of equipment and systems. SUNSYNK is especially suitable for application scenarios of high power, limited installation space and long cycle life.




1VOLTA 5.12kWh 100ah Lithium Battery 51.2V

The Volta 5kW Lithium Battery is dependable and make for a cost-effective power source. The Volta 5.12kW lithium battery uses lithium as its cathode material since it has a high capacity for storing energy and can be recharged numerous times without losing its capacity to hold charge over time.



Jinko 545W Solar Panel Half Cell Mono

The Jinko 545W solar panel half cell mono is a 545W monocrystalline module with 144 cells from Jinko Solar, one of the world's leading manufacturers of the photovoltaic industry.



Jinko 470W Solar Panel Half Cell Mono

The Jinko 470W solar panel half cell mono is a monocrystalline module from Jinko Solar, one of the world's leading manufacturers of the photovoltaic industry.



Hybrid Inverter

SUN-5K-SG04LP3-EU

SUN-6K-SG04LP3-EU

SUN-8K-SG04LP3-EU

SUN-10K-SG04LP3-EU

SUN-12K-SG04LP3-EU



TURNSTILES

10

Upgrade your security with our top-of-the-line turnstiles, designed to streamline access control and enhance safety measures. Our robust selection of turnstiles offers a perfect blend of reliability and functionality, ensuring smooth entry management for various environments including office buildings, stadiums, and public venues. With sleek designs and advanced technology, our turnstiles not only provide secure entry solutions but also add a touch of modern sophistication to any space. Explore our catalogue today to discover the perfect turnstile solution tailored to your security needs.



Side Winder

iMAT's Sidewinder Turnstile boasts high-end quality with style. These turnstiles can be installed in environments where low security access is needed. Sidewinders can be installed in indoor and outdoor environments, and are mostly installed in leisure areas, they also fit perfectly as an economical option for entrances or exits for office buildings and various other environments.



SINGLE AND DOUBLE WAIST HEIGHT TURNSTILES

iMAT's Waist Height Turnstiles are available in a single and double option. They are suitable for handling large volumes of people when installed in the entrances to offices, metros, industrial premises and airports. iMAT's turnstiles can also be integrated with keypads, code locks, card readers, biometric devices and other access control systems.



2 LEG SLIM LINE SINGLE AND DOUBLE WAIST HEIGHT TURNSTILE

iMAT's 2 Leg Slim line Waist Height Turnstiles are suitable for indoor and semi outdoor environments. iMAT's range of turnstiles are designed for environments which require a high degree of security. Our turnstiles are the perfect solution for crowd control, ensuring safety, convenience, and security. They are durable, weather resistant and come with smooth, reliable operation. They are suited to a wide range of environments and can be integrated with access control systems.



HALF HEIGHT TURNSTILE

iMAT's Half Height Turnstile is able to handle large volumes of people with ease. This turnstile has convenient access and a reliable mechanism. This turnstile is installed at entrances to offices, metros, industrial premises and airports.



FULL HEIGHT WITH GUIDE

iMAT's range of turnstiles are designed for environments which require a high degree of security. Our turnstiles are the perfect solution for crowd control, ensuring safety, convenience, and security of your premises. They are durable, weather resistant and come with smooth, reliable operation. iMAT's turnstiles can be integrated with keypads, code locks, card readers, biometric devices and other access control systems.



3 AND 4 ARM SINGLE EURO STILE

iMAT's range of turnstiles are designed for environments which require a high degree of security. Our turnstiles are the perfect solution for crowd control, ensuring safety, convenience, and security. They are durable, weather resistant and come with smooth, reliable operation. Our range of turnstiles can be integrated with keypads, code locks, card readers, biometric devices and other access control systems.



SINGLE FULL HEIGHT TURNSTILE WITH CAGE

iMAT's range of turnstiles are designed for environments which require a high degree of security. Our turnstiles are the perfect solution for crowd control, ensuring safety, convenience, and security. They are durable, weather resistant and come with smooth, reliable operation. iMAT's turnstiles can be integrated with keypads, code locks, card readers, biometric devices and other access control systems.



FOUR ARM FLAT PACK TURNSTILE

iMAT's Four Arm Flat Pack Turnstile comes with fold away rotor arms which make it ideal for space saving and easy transportation for export. This turnstile is suitable for both indoor and outdoor environments and is our best seller for export. This turnstile can also be integrated with keypads, code locks, card readers, biometric devices and other access control systems.



DOUBLE FULL HEIGHT TURNSTILE

iMAT's range of turnstiles are designed for environments which require a high degree of security. Our turnstiles are the perfect solution for crowd control, ensuring safety, convenience, and security of your premises. They are durable, weather resistant and come with smooth, reliable operation. The Double Full Height Turnstile can be installed in indoor and outdoor environments and can be integrated with keypads, code locks, card readers, biometric devices and other access control systems.



FULL HEIGHT GLASS TURNSTILE

iMAT's Full Height Glass Turnstile provides a high degree of security. This elegantly designed turnstile is best suited for corporate environments and can be integrated with keypads, code locks, card readers, biometric devices and other access control systems.



HALF HEIGHT GLASS TURNSTILE

iMAT's Half Height Glass Turnstile is suitable for corporate environments, and can manage large volumes of people. This makes it one of the preferred choices for entrances to offices, metros, industrial premises and airports. This turnstile comes with simple installation and cost-effective operation.




SINGLE AND DOUBLE PEDESTRIAN BARRIER

iMAT's single and double pedestrian barriers are suitable for exit and entrance points in monitored environments such as the entrances to offices, metros, industrial premises and airports. iMAT's pedestrian barriers can be integrated with keypads, code locks, card readers, biometric devices and other access control systems.



SPEEDSTILE

iMAT speedstiles are ideal thanks to their effective barrier performance and smooth, quiet operation. Our speedstiles are bi-directional and act as an aesthetically pleasing solution capable of catering to high numbers of pedestrian traffic.



4 ARM HYGIENESTILE

iMAT's range of turnstiles are designed for environments which require a high degree of security. Our turnstiles are the perfect solution for crowd control, ensuring safety, convenience, and security. They are durable, weather resistant and come with smooth, reliable operation. Our range of turnstiles can be integrated with keypads, code locks, card readers, biometric devices and other access control systems.

The iMAT Hygienestile turnstile unit offers a dual security purpose. After biometric facial identification, the individual is captured inside the turnstile for a set time where automated sanitising of hands and boots takes place ensuring the individual has completed the required process.

ACCESS CONTROL

11

Empower your security strategy with our cutting-edge access control devices, engineered to safeguard your premises with precision and efficiency. From biometric scanners to keycard systems, our diverse range of access control solutions ensures unparalleled protection for your assets and personnel. Seamlessly integrate our devices into your existing infrastructure and experience seamless access management like never before. Whether you're securing a corporate office, educational institution, or healthcare facility, our catalog offers versatile options tailored to meet your unique security needs. Explore our selection today and take the first step towards fortifying your defenses with confidence.



F22 Ultrathin Fingerprint Access Control & Time Attendance terminal

F22 is one of the smallest Access Control terminals on the market. With 16 cm high by 8 wide, the F22 is the perfect solution for installations of maximum exigency in confined spaces. With a minimalist design in white or black colors, the F22 incorporates the new BioID algorithm that offers superior performance in fingerprint identification. It has Wi-Fi wireless communication as well as access control interfaces for connecting external readers, offering full connectivity in any environment. F22 arrives where no one arrives.



F21 Fingerprint Time Attendance and Access Control terminal

Access control interface for electric lock, door sensor, exit button, alarm, doorbell. Card Capacity 5,000. Fingerprint Capacity 3,000 (1:N) Wiegand Signal Input and Output, SRB Support. Dimension 205mmx86mmx45mm. Communication RS485, TCP/IP,USB -Host, RS232



SF420 IP Based Fingerprint Access Control & Time Attendance

SF420 is an IP based fingerprint terminals with 1,500 fingerprint capacity, which operate in both network mode and standalone mode. It can connect with ZKAccess3.5 software for access control and time attendance management. Fingerprint Capacity1,500 (1:N) Card Capacity(Optional) 5,000. RF Card EM/Mifare. Record Capacity 80,000. Display 2.8 inch resistive touch screen. Communication TCP/IP, RS485, USB Host. Standard Functions: Access control interface for electric lock, door sensor, exit button, alarm, doorbell. Wiegand Signal Input and Output. Dimension 105 x 105 x 32mm



X8s Simple Fingerprint&RFID Card Access Control Terminal

Simple access control terminal with fingerprint and RFID card, touch keypad. Fingerprint Capacity500 (1:N) Card Capacity 500 Cards. RF Card EM(standard)/Mifare(optional) Communication None. Standard Functions: Access control interface for electric lock, door sensor, exit button, alarm, doorbell. Dimension: 90 x 90 x 32 mm



TF1600

In a continuously expanding security environment, ZKTeco offers state of the art waterproof anti-vandalic access control terminals. The range features infrared fingerprint sensors, proximity and PIN ID, external door relays, voice prompt etc. ZKTeco's outdoor terminals allow complete integration in a buildings access control network. Casing IP65 Waterproof. Communication Protocol Pull SDK. Card capacity 30 000. Fingerprint capacity 3000. Log capacity 10 000. Communication TCP/IP, RS485. Wiegand: Input and Output. Access Control Interface: Electric Lock, Door Sensor, Exit Button, Alarm. Special features: Low temperature Sensor.



TF1700

In a continuously expanding security environment, ZKTeco offers state of the art waterproof anti-vandalic access control terminals. The range features infrared fingerprint sensors, proximity and PIN ID, external door relays, voice prompt etc. ZKTeco's outdoor terminals allow complete integration in a buildings access control network. Casing IP65 Waterproof. Communication Protocol Standalone SDK. Card capacity 10 000. Fingerprint capacity 3000. Log capacity 50 000. Communication TCP/IP, RS485, USB- host. Wiegand: Input and Output. Access Control Interface: Electric Lock, Door Sensor, Exit Button, Alarm, Door bell. Special features: Optional 8000 FP9 Pull SDK)



MA500

In a continuously expanding security environment, ZKTeco offers state of the art waterproof anti-vandalic access control terminals. The range features infrared fingerprint sensors, proximity and PIN ID, external door relays, voice prompt etc. ZKTeco's outdoor terminals allow complete integration in a buildings access control network. Casing IP65 Waterproof Metal. Communication Protocol Pull SDK. Card capacity 30 000. Fingerprint capacity 3000. Log capacity 100 000. Communication TCP/IP, RS485. Wiegand: Output. Access Control Interface: Electric Lock, Door Sensor, Exit Button, Alarm.



MA300

In a continuously expanding security environment, ZKTeco offers state of the art waterproof anti-vandalic access control terminals. The range features infrared fingerprint sensors, proximity and PIN ID, external door relays, voice prompt etc. ZKTeco's outdoor terminals allow complete integration in a buildings access control network. Casing IP65 Waterproof Metal. Communication Protocol Standalone SDK. Card capacity 10 000. Fingerprint capacity 1500. Log capacity 100 000. Communication TCP/IP, RS485, USB-host. Wiegand: Input and Output. Access Control Interface: Electric Lock, Door Sensor, Exit Button, Alarm.



SC700 TFT RFID Access Control terminal

Display 3" TFT Touch Screen. Card Capacity 30,000. Communication TCP/IP, USB-Host. Standard Functions: Access control interface for electric lock, door sensor, exit button, alarm. Wiegand Signal Input and Output

47207-2024



SCR100 RFID Access Control terminal

Card Capacity 30,000 Cards. RF Card EM(standard)/Mifare(optional). Communication TCP/IP, RS485/232, USB-host. Wiegand: Input and Output. Standard Functions: Access control interface for electric lock, door sensor, exit button, alarm



DF Series RFID Access Control keypads

Case: Metal Casing with IP65. Card Capacity 1,000 Cards. RF Card EM(standard)/Mifare(optional) Password Capacity 1,000. Standard Functions: Access control interface for electric lock, door sensor, exit button, alarm, doorbell.



MA300-BT - Newest Bluetooth Access Control Terminal

Fingerprint Capacity: 1,500 templates. ID Card Capacity: 10,000 Transaction Capacity: 10,000. Communication: RS485, TCP/IP, USB-host, bluetooth. Access Control Interfaces for 3rd part electric lock, door sensor, exit button, alarm. Wiegand Signal: Input & Output. Standard Access Control: RS485 Reader, TimeZone, Group. Function: Multi- Identification Duress mode, Anti-pass-back. Optional Function: Mifare, external USB keypad. Protection Grade: IP65. Dimensions: 73x148x34.5mm



X8-BT - Newest Bluetooth Access Control Terminal

Fingerprint Capacity: 500 templates. ID Card capacity: 500. Sensor: SilkID Sensor. Communication: Bluetooth. Access Control: 3rd part electric lock, door sensor. Interface: Exit Button, Alarm, Doorbell. Optional Function: Mifare Card. Software: ZKBioBT APP. Dimensions: 101.5x101.5x37mm



FV350- Multimodal Finger Vein and Fingerprint Technology for Higher Security

With our independent patent finger vein recognition technology, FV350 has fast and high-accuracy and comfortable operability. Multimodal Finger Vein and Fingerprint technology achieve higher security. Finger Vein Capacity: 1,000 (1:N). Fingerprint Capacity 1,000 (1:N) Card Capacity(Optional)2,000 (EM/Mifare) Record Capacity: 100,000. Display: 2.8 inch capacitive screen. Communication: RS232/485, TCP/IP,USB -Host. Standard Functions: Access control interface for electric lock, door sensor, exit button, alarm, doorbell. Wiegand Signal Input and Output. Auxiliary Interface1ea input for linkage function. Power SupplyDC12V 3A. Operating Temp. -10 °C- 45 °C. Operating Humidity: 20%-80%. Dimension232mmx91mmx117mm. SDK: Pull SDK

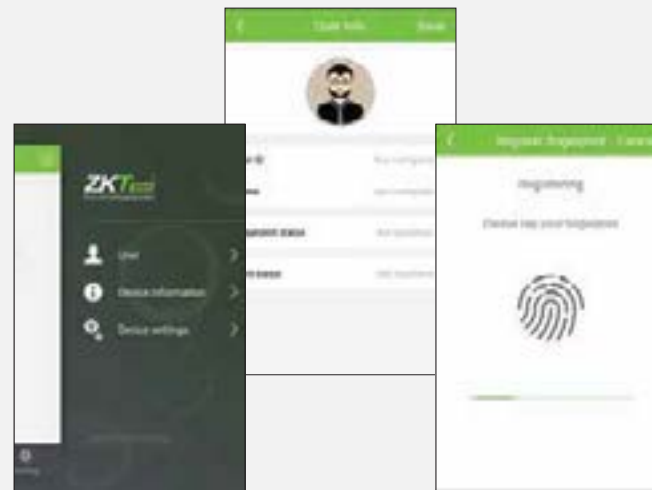
ZKBioBT

Newest Bluetooth Access Control APPS Mobile Apps for you to wirelessly manage your doors



Mobile phone requirement for APP installation:

Android OS later than version 4.3, compliant with the Bluetooth protocol later than 4.0; iOS later than 7.1, devices later than iPhone 4S



Remote User Registration

Easy User Registration through Bluetooth Connection

Wireless Door Setting

Both Open Time and Door Sensor, can seamlessly control in your hands



View Device information

Easily check out all the devices' basic information, such as available storage and usage information.





MultiBio 800

Face Capacity: 400 (1:N). Fingerprint Capacity: 1000 (1:N). Card Capacity (Optional): 1,000. Record Capacity: 100,000. Display: 2.8 inch TFT screen. Communication: RS485, TCP/IP, USB -Host. Standard Functions Access control interface for electric lock, door sensor, exit button, alarm, doorbell. Wiegand Signal: Input and Output. Auxiliary terminal: 1ea input for linkage function. Power Supply: DC12V 3A. Operating Temp. 0 °C- 45 °C. Operating Humidity: 20%-80%. Dimension 187.87mm×87.7mm×62.51mm. SDK: Standalone SDK



MultiBio 800-H

Face Capacity: 1500 (1:N)/4000(1:1)). Fingerprint Capacity: 4000 (1:N). Card Capacity (Optional): 10,000. Record Capacity: 100,000. Display: 2.8 inch TFT screen. Communication: RS485, TCP/IP, USB -Host. Standard Functions Access control interface for electric lock, door sensor, exit button, alarm, doorbell. Wiegand Signal: Input and Output. Auxiliary terminal: 1ea input for linkage function. Power Supply: DC12V 3A. Operating Temp. 0 °C- 45 °C. Operating Humidity: 20%-80%. Dimension 187.87mm×87.7mm×62.51mm. SDK: Standalone SDK



PA10 - Palm and Fingerprint Access Control & Time Attendance terminal

Display: 2.4-inch TFT LCD Color Screen. Palm Capacity: 800. Fingerprint Capacity: 3,000. Card Capacity (Optional): 3,000 (ID/MF/HID Proximity card). Logs Capacity: 150,000. Sensor: BioID Sensor. Optional Functions: Printer, ADMS, PoE. Power Supply: 12V 3A. Operating Environment: -10 °C- 50 °C; 20%-80%. Dimensions: 246.5 x93.0 x 51.1mm (L*W*T). Communication: RS485, TCP/IP, USB-host, Wi-fi (Optional). Access Control Interface: 3rd Party Electric Lock, Door Sensor, Exit Button, Alarm, Doorbell. Standard Functions: DST, Automatic Status Switch, Anti- passback, Scheduled-Bell, External FP Reader

Access Control Panels

Centralized administration and web-based infrastructures reduce a company's IT costs and allows an easy management of all access points from one single location. For this purpose, ZKTeco offers a whole range of access control panels, that can manage from 1 to 4 doors using either or both proximity and fingerprint identification.

RFID Access Controllers

	C3-100	C3-200	C3-400
Card Capacity:	30.000	30.000	30.000
Event Capacity:	100.000	100.000	100.000
Communication:	TCP/IP, RS485	TCP/IP, RS485	TCP/IP, RS485
Wiegand Input:	2ea	4ea	4ea
Aux.output:	1ea	2ea	4ea
Aux.input:	none	2ea	4ea

RFID & Fingerprint Access Controllers

	inBIO160	inBIO260	inBIO460
Card Capacity:	30.000	30.000	30.000
Fingerprint Capacity:	3.000 (optional 20.000)	3.000 (optional 20.000)	3.000 (optional 20.000)
Event Capacity:	100.000	100.000	100.000
Communication:	TCP/IP, RS485	TCP/IP, RS485	TCP/IP, RS485
Wiegand Input:	2ea	4ea	4ea
Aux.output:	1ea	2ea	4ea
Aux.input:	1ea	2ea	4ea
Aux.output:	RS485 for Fingerprint Reader	RS485 for Fingerprint Reader	RS485 for Fingerprint Reader



C3 Wifi Bundle Specification - C3-100 WF

Number of Doors Controlled: 1 Door. Number of Readers Supported 2. Wifi Module: Yes. Types of readers supported: 26-bit Wiegand, other upon request. Number of Inputs: 2 (Exit Device and Door Status) Number of Outputs: 2 (1-Form C Relay for Lock and 1-Form C Relay for Aux Output) Card Holders Capacity 30,000. Log Events Capacity 100,000. Communication TCP/IP and RS-485



C3 Wifi Bundle Specification - C3-100 WF

Number of Doors Controlled: 2 Door. Number of Readers Supported 4. Wifi Module: Yes. Types of readers supported: 26-bit Wiegand, other upon request. Number of Inputs: 6 (2 Exit Device and 2 Door Status, 2 Aux) Number of Outputs: 4 (2-Form C Relay for Lock and 2-Form C Relay for Aux Output) Card Holders Capacity 30,000. Log Events Capacity 100,000. Communication TCP/IP and RS-485



C3 Wifi Bundle Specification - C3-100 WF

Number of Doors Controlled: 4 Door. Number of Readers Supported 4. Wifi Module: Yes. Types of readers supported: 26-bit Wiegand, other upon request. Number of Inputs: 12 (4 Exit Device and 4 Door Status, 4 Aux) Number of Outputs: 8 (4-Form C Relay for Lock and 4-Form C Relay for Aux Output) Card Holders Capacity 30,000. Log Events Capacity 100,000. Communication TCP/IP and RS-485



InBio Wifi Bundle Specification

Number of Doors Controlled: 1 Door. Number of Readers Supported 4 (2 RS-485 Reader, 2 26-bit wiegand reader) . Wifi Module: Yes. Types of readers supported: 26-bit Wiegand, RS485 FR Series Reader. Number of Inputs: 3 (Exit Device and Door Status, 1 AUX)) Number of Outputs: 2 (1-From C Relay for Lock and 1-Form C Relay for Aux Output) Card Holders Capacity 30,000. Fingerprint Capacity 3,000 (optional 20,000) Log Events Capacity 100,000. Communication TCP/IP and RS-485



InBio Wifi Bundle Specification

Number of Doors Controlled: 2 Door. Number of Readers Supported 8 (4 RS-485 Reader, 4 26-bit wiegand reader) . Wifi Module: Yes. Types of readers supported: 26-bit Wiegand, RS485 FR Series Reader. Number of Inputs: 6 (2 Exit Device and 2 Door Status, 2 AUX)) Number of Outputs: 4 (2-From C Relay for Lock and 2-Form C Relay for Aux Output) Card Holders Capacity 30,000. Fingerprint Capacity 3,000 (optional 20,000) Log Events Capacity 100,000. Communication TCP/IP and RS-485



InBio Wifi Bundle Specification

Number of Doors Controlled: 4 Door. Number of Readers Supported 12 (8 RS-485 Reader, 4 26-bit wiegand reader) . Wifi Module: Yes. Types of readers supported: 26-bit Wiegand, RS485 FR Series Reader. Number of Inputs: 12 (4 Exit Device and 4 Door Status, 4 AUX)) Number of Outputs: 8 (4-From C Relay for Lock and 4-Form C Relay for Aux Output) Card Holders Capacity 30,000. Fingerprint Capacity 3,000 (optional 20,000) Log Events Capacity 100,000. Communication TCP/IP and RS-485



C3 - 100 - POE

Number of Doors Controlled: 1 Door. Number of Readers Supported 2. Aux. Output 1. Types of Readers Supported: 26-bit Wiegand, other upon request. Number of Inputs: 2 (Exit Device and Door Status) Number of Outputs: 2 (1-Form C Relay for Lock and 1 - Form C Relay for Aux Output) Weight: 3.35kg. Dimensions (Bundle) 305.2mm x 298.4mm x 89mm. Dimensions (Board only) 160mm x 106mm. User: 30 000. Event Buffer: 100 000 transactions. Communication: RS485, Ethernet. Nominal Voltage of C3-100: 12V. Standby Current of C3-100: 40mA. Operating Temp: 0 °C - 45 °C. Operating Humidity: 20%-80%



InBio-160-POE

Number of Doors Controlled: 1 Door. Number of Readers Supported 2. Aux. Output 1. Types of Readers Supported: 26-bit Wiegand, other upon request. Number of Inputs: 2 (Exit Device and Door Status) Number of Outputs: 2 (1-Form C Relay for Lock and 1 - Form C Relay for Aux Output) Weight: 3.35kg. Dimensions (Bundle) 305.2mm x 298.4mm x 89mm. Dimensions (Board only) 160mm x 106mm. User: 30 000. Event Buffer: 100 000 transactions. Communication: RS485, Ethernet. Nominal Voltage of C3-100: 12V. Standby Current of C3-100: 40mA. Operating Temp: 0 °C - 45 °C. Operating Humidity: 20%-80%



FR1500 - Embeddable Access Control reader

Case: Metal case. Waterproof Fingerprint cover (FR1500-WP), Identification Fingerprint. RF Card: 125kHz Proximity card (Optional 13.56MHz Mifare). Communication RS485




FR1200 - Waterproof Access Control reader

Case: IP65 Waterproof. Identification: Fingerprint. RF Card: 125kHz Proximity card (Optional 13.56MHz Mifare) Communication : RS485

KR610 Series



	KR610K				R611				KR612			
	E	E - RS	D	D-RS	E	E - RS	D	D-RS	E	E - RS	D	D-RS
Proximity	125KHz		Mifare 13.56Mhz		EM 125KHz		Mifare 13.56Mhz		EM 125KHz		Mifare 13.56Mhz	
Supported Cards	EM		Classic, DESFire, Plus, Ultra-light, NFC (only UID)	DESFire, (UID and Encrypted Application Data)	EM		Classic, DESFire, Plus, Ultra-light, NFC (only UID)	DESFire, (UID and Encrypted Application Data)	EM		Classic, DESFire, Plus, Ultra-light, NFC (only UID)	DESFire, (UID and Encrypted Application Data)
Read Range	Up to 10cm		Up to 5cm		Up to 10cm		Up to 5cm		Up to 8cm		Up to 4.5cm	
Reading Time	<300ms											
Input Port	External LED Control/ External Buzzer Control											
Material	ABS+PC with Texture											
Output Format	26/34 bits	26 bits	34/66 bits	Up to 66 bits	26/34 bits	26 bits	34/66 bits	Up to 66 bits	26/34 bits	26 bits	34/66 bits	Up to 66 bits
Power/ Current	DC 6 - 14V/ Max. 70mA											
LED	Red and Green LEDs											
Operating Temperature	-20C to 65C (-10 to 70C)											
Operating Humidity	10% to 90% relative humidity non-condensing											
Beeper	Yes											
Index of Protection	IP65								IP64			
Dimensions	75x116x16mm				86x86x16mm				86x86x20mm			
Cable Length	Standard 35cm (Optional 150cm)											



KR702E/M

Model: KR702E/KR702M. Wiegand Signal: Wiegand 26, Wiegand 34. Power Supply: 12V DC, <90mA. Effective Distance: 0-8cm (depending on working conditions and cards.) Read Time: <80ms. Ingress Protection Rate: IP65. Operating Frequency: 125KHz/13.56MHz. Operating Temperature: 0C-70C. Operating Humidity: 20% - 80%. Dimension: 113x75x16mm.



UHF Slave Readers

Model	UHF 1-5	UHF 2-5	UHF 1-10	UHF 2-10
Dimensions	260x260x65mm		445x445x70mm	
Reading Distance	Up to 6m (adjustable)		Up to 12m (adjustable)	
Communication Interface	Wiegand 26 (Default) / Wiegand 34, USB			
Frequency	902MHz-928MHz, 865MHz-868MHz			
Shell Material	Die casting aluminum shell, Antenna panel with engineering plastics			
Interface Protocol	EPC global UHF Class 1 Gen 2/ISO 18000 - 6c			
Multiple tags identification	>50			
Working mode	Always read (Default) / Trigger read			



U1000 - Ultra-long Reading distance Standalone terminals

Card Capacity: 5000 cards. Transactions: 30 000. Hardware Platform: ZMM220. Working frequency: F Series: 902MHz-928MHz; E series: 865MHz - 868MHz. Reading Distance: 0-6m (Stable is 0-5m) / 0 - 12m (Stable is 0-10m). Communication: TCP/IP (connect access software), USB (connect demo). Access Control Interface: 3rd Party Electric Lock, Door Sensor, Exit Button, Alarm, Wiegand In/out



U2000 - Ultra-long Reading distance Standalone terminals

Access Control Functions: Standard access functions, anti-passback. Antenna Gain: 8dBi/ 12dBi. Output Power: 18dBm - 26dBm. Support Software: ZKAccess3.5, ZKBioSecurity 3.0. Power Supply DC12V, 3A. Working Temperature: 20C - + 60C. Working Humidity: <95% (25C) Dimension: 250mmx250mmx70mm (+/- 5) / 445mmx445mmx70mm (+/-5)



ID Card(thin)

125kHz Proximity Card. Read only.



ID Card (long range)

125kHz Proximity Card. Read Only. Suitable for KR1000 for 60cm reading range.



ID Card(thick)

125kHz Proximity Card. Read Only.



Mifare Card(S50)

13.56Mhz Mifare One Card. Standard MF1 S50 (1Kbyte) EEPROM.



Mifare Card(S70)

13.56Mhz Mifare OneCard. Standard MF1 S70 (4Kbyte) EEPROM



HID Card(thin)

125KHz HID proximity card



HID Card(thick)

125KHz HID proximity card



TAG-03(ID)(S50)

125KHz Proximity TAG



TAG-03(Mifare S50)

13.56MHz Proximity TAG



TAG-03(Mifare S70)

13.56MHz Proximity TAG

PoE SWITCHES

12

Unlock the power of seamless connectivity with our innovative PoE switches, designed to revolutionize your network infrastructure. With Power over Ethernet (PoE) technology, our switches deliver both data and electrical power over a single Ethernet cable, simplifying installation and reducing clutter. Whether you're expanding your business network or upgrading your home setup, our PoE switches offer reliable performance and flexibility to meet your demands. Experience lightning-fast data transfer speeds and effortless device management, all while maximizing energy efficiency. Browse our catalogue today to explore our comprehensive range of PoE switches and elevate your networking capabilities to new heights.



TEF1105P-4-38W

5 - port 10/100Mbps Desktop Switch with 4 - Port PoE. IEEE 802.3/802.3u/802.3x IEEE 802.3af. 1Gbps Switching capacity. 0.74Mpps Packet forwarding rate. 4*FE Ports (Data/PoE) 1*FE Port (Data) Interfaces. 6kV Lightning Protection. Link/Act, PoE Status, Power LED indicators. Port 1-4 Support PoE, Maximum Power for each port is 15.4W PoE Supply. PoE Max Power Supply:35W, In full configuration: <38W. AC:100-240V - 50/60Hz Power input. DC:49V/0.8A Power Output. 1K Mac address Table. 100x100x26mm. Port VLAN N/A. 250m Distance Transmission.



TEF1105P-4-63W

5 - port 10/100Mbps Desktop Switch with 4 - Port PoE. IEEE 802.3/802.3u/802.3x IEEE 802.3af. 1Gbps Switching capacity. 0.74Mpps Packet forwarding rate. 4*FE Ports (Data/PoE) 1*FE Port (Data) Interfaces. 6kV Lightning Protection. Link/Act, PoE Status, Power LED indicators. Port 1-4 Support PoE, Maximum Power for each port is 15.4W PoE Supply. PoE Max Power Supply:58W, In full configuration: <63W. AC:100-240V - 50/60Hz Power input. DC:51V/1.25A Power Output. 1K Mac address Table. 100x100x26mm. Port VLAN N/A. 250m Distance Transmission.



TEF1106P-4-63W

5 - port 10/100Mbps Desktop Switch with 4 - Port PoE. IEEE 802.3/802.3u/802.3x IEEE 802.3af. 1Gbps Switching capacity. 0.74Mpps Packet forwarding rate. 4*FE Ports (Data/PoE) 1*FE Port (Data) Interfaces. 6kV Lightning Protection. Link/Act, PoE Status, Power LED indicators. Port 1-4 Support PoE, Maximum Power for each port is 15.4W PoE Supply. PoE Max Power Supply:58W, In full configuration: <63W. AC:100-240V - 50/60Hz Power input. DC:51V/1.25A Power Output. 1K Mac address Table. 100x100x26mm. Port VLAN N/A. 250m Distance Transmission.



TEF1109P-8-63W

9- Port 10.100Mbps, Desktop Switch with 8-Port PoE. IEEE 802.3/802.3u/802.3x IEEE 802.3af/at. 1.8Gbps Switching Capacity. 1.34 Mpps Packet Forwarding Rate. 8*FE Ports (Data/PoE) 1*FE Port (Data) Interfaces. 6kV Lightning Protection. Link/Act, PoE Status, Power, 100M LED indicators. Port 1- 8 Support PoE, Maximum Power for Each Port is 30W PoE Supply. PoE Max Power Supply: 58W, In full configuration: <63W Power Consumption. AC:100 - 240V - 50/60Hz Power Input. DC: 51V/ 1.25A Power Output. 4K MAC Address Table 4K. 177.5x104x26mm Port VLAN N/a. 250m Distance Transmission



TEF1109P-8-102W

9- Port 10.100Mbps, Desktop Switch with 8-Port PoE. IEEE 802.3/802.3u/802.3x IEEE 802.3af/at. 1.8Gbps Switching Capacity. 1.34 Mpps Packet Forwarding Rate. 8*FE Ports (Data/PoE) 1*FE Port (Data) Interfaces. 6kV Lightning Protection. Link/Act, Power LED indicators. Port 1- 8 Support PoE, Maximum Power for Each Port is 30W PoE Supply. PoE Max Power Supply: 92W, In full configuration: <102W Power Consumption. AC:100 - 240V - 50/60Hz Power Input. DC: 51V/ 1.25A Power Output. 2K MAC Address Table 4K. 177.5x104x26mm Port VLAN N/a. 250m Distance Transmission



TEF1110P-8-63W

10- Port 10.100M, Desktop Switch with 8-Port PoE. IEEE 802.3/802.3u/802.3x IEEE 802.3af/at. 1.6Gbps Switching Capacity. 1.34 Mpps Packet Forwarding Rate. 8*FE Ports (Data/PoE) 2*FE Port (Data) Interfaces. 6kV Lightning Protection. Link/Act, Power LED indicators. Port 1- 8 Support PoE, Maximum Power for Each Port is 30W PoE Supply. PoE Max Power Supply:58W, In full configuration: <63W Power Consumption. AC:100 - 240V - 50/60Hz Power Input. DC: 51V/ 1.25A Power Output. 2K MAC Address Table 4K. 177.5x104x26mm Port VLAN N/a. 250m Distance Transmission



TEF1110P-8-102W

8FE+2GE Desktop Switch With 8-Port PoE. IEEE 802.3/802.3u/802.3x/ IEEE 802.3af/IEEE 802.3at. 5.6Gbps Switching Capacity. 4.17Mpps Packet Forwarding Rate. 8 FE*Ports (Data/PoE) 2 GE*Ports (Data) Interfaces. 6kV Lightning Protection. Link/Act, PoE Status, Power, 1000M LED Indicators. Port 1-8 Support PoE, Maximum Power for Each Port is 30W PoE Supply. PoE Max Power Supply: 99W In Full Configuration: <102W Power Consumption. AC: 100-240V-50/60Hz Power Input. DC 51V/2.1A Power output. 16K MAC Address Table. 177.5 x 104 x 26mm. Port VLAN 1-8 Port. 250m Distance Transmission.



TEF1118P-16-150W

16FE+2GE/1SFP Rackmount Switch With 16-Port PoE. IEEE 802.3/802.3u/802.3x/ IEEE 802.3ab/802.3z IEEE 802.3af/IEEE 802.3at. 7.2Gbps Switching Capacity. 5.36Mpps Packet Forwarding Rate. 16*FE (Data/PoE) 1*GE (Data) 1*GE/SFP Combo (Data) Interfaces. 6kV Lightning Protection. Link/Act, PoE MAX, Power, G1, G2/SFP2 LED Indicators. Port 1-16 Support PoE Maximum Power for Each Port is 30W PoE Supply. PoE Max Power Supply: 130W In Full Configuration: <150W Power Consumption. AC: 100-240V-50/60Hz Power Input. DC: 53.5V/2.8A Power output. 4K MAC Address Table. 294 x 178.8 x 44mm. 1-16 Port VLAN. 250m Distance Transmission



TEF1126P-24-250W

24FE+2GE/1SFP Rackmount Switch With 24-Port PoE. IEEE 802.3/802.3u/802.3x/ IEEE 802.3z/802.3ab, IEEE 802.3af/IEEE 802.3at. 8.8Gbps Switching Capacity. 6.55 Mpps Packet Forwarding Rate. 24*FE (Data/PoE) 1*GE (Data) 1*GE/SFP Combo (Data) Interfaces. 6kV Lightning Protection. Link/Act, PoE MAX, Power, G1, G2/SFP2 LED Indicators. Port 1-24 Support PoE Maximum Power for Each Port is 30W PoE Supply. PoE PoE Max Power Supply: 230W. In Full Configuration: <250W Power Consumption. AC: 100-240V-50/60Hz Power Input. DC: 53.5V/4.7A Power output. 16K MAC Address Table. 440 x 178.8 x 44mm. 1-24 Port VLAN. 250m Distance Transmission



TEG1105P-4-63W

5-Port Gigabit Desktop Switch with 4-Port PoE. IEEE 802.3/802.3u/ 802.3x/802.3ab IEEE 802.3af/ IEEE 802.3at. 10Gbps Switching Capacity. 7.44Mpps Packet Forwarding Rate. 4*GE Ports (Data/ PoE) 1*GE Port (Data) Interfaces. 6kV Lightning Protection. Link/Act, PoE Status, Power LED Indicators. Port 1-4 Support PoE Maximum Power for Each Port is 30W PoE Supply. PoE Max Power Supply: 58W In Full Configuration: <63W Power Consumption. AC: 100-240V~50/60Hz Power Input. DC: 51V/1.25A Power output. 2K MAC Address Table. 100 × 100 × 26mm. 1-4 Port VLAN.



TEG1105PD

5-Port Gigabit PD Switch with 4-Port PoE. IEEE 802.3/802.3u/ 802.3x/802.3ab/ IEEE 802.3af/ IEEE 802.3at. 10Gbps Switching Capacity. 7.44Mpps Packet Forwarding Rate. 4*GE Ports (Data/ PoE Out) 1*GE Port (Data/PoE In) Interfaces. 6kV Lightning Protection. Link/Act, PoE Status, Power. Port 1-4 Support PoE Maximum Power for Each Port is 15.4W PoE Supply. In Full Configuration: <30W Power Consumption. DC: 50-57V, 0.6A Power output. 2K MAC Address Table. 100 × 100 × 27mm



TEG1116P-16-150W

16-Port Gigabit Desktop/Rackmount Switch with 16-Port PoE. IEEE 802.3/802.3u/ 802.3x/802.3ab IEEE 802.3af/IEEE 802.3at. 32 Gbps Switching Capacity. 23.6Mpps Packet Forwarding Rate. 16*GE Ports (Data/PoE) Interfaces. 6kV Lightning Protection. Link/Act, PoE Status, Power LED Indicators. Port 1-16 Support PoE Maximum Power for Each Port is 30W PoE Supply. PoE Max Power Supply: 135W In Full Configuration: <150W Power Consumption. AC: 100-240V~50/60Hz Power Input. DC: 53.5V/2.8A Power output. 8K MAC Address Table. 294 × 178 × 44mm. 1-14 Port VLAN.



TEG1118P-16-250W

16GE+2SFP Rackmount Switch with 16-Port PoE. IEEE 802.3/802.3u/ 802.3x/802.3ab IEEE 802.3af/IEEE 802.3at. 36Gbps Switching Capacity. 26.8Mpps Packet Forwarding Rate. 16*GE Ports (Data/PoE) Interfaces. 6kV Lightning Protection. Link/Act, PoE Max, Power LED Indicators. Port 1-16 Support PoE Maximum Power for Each Port is 30W PoE Supply. PoE Max Power Supply: 230W In Full Configuration: <250W Power Consumption. AC: 100-240V~50/60Hz Power Input DC: 53.5V/4.6A Power output. 8K MAC Address Table. 440 × 178 × 44mm. 1-16 Port VLAN.



TEG1124P-24-250W

24-Port Gigabit Rackmount Switch with 24-Port PoE IEEE 802.3/802.3u/ 802.3x/802.3ab IEEE 802.3af/IEEE 802.3at. 48 Gbps Switching Capacity. 35.7Mpps Packet Forwarding Rate. 24*GE Ports(Data/PoE) Interfaces. 6kV Lightning Protection. Link/Act, PoE Status, Power LED Indicators. Port 1-24 Support PoE Maximum Power for Each Port is 30W PoE Supply. PoE Max Power Supply: 225W In Full Configuration: <250W Power Consumption. AC: 100-240V~50/60Hz Power Input. DC: 53.5V/4.6A Power output. 8K MAC Address Table. 440 × 178 × 44mm. 1-22 Port VLAN



TEG1126P-24-410W

24GE+2SFP Rackmount Switch with 24-Port PoE. IEEE 802.3/802.3u/ 802.3x/802.3ab IEEE 802.3af/IEEE 802.3at. 48 Gbps Switching Capacity. 35.7Mpps Packet Forwarding Rate. 24*GE Ports(Data/PoE) Interfaces. 6kV Lightning Protection. Link/Act, PoE Max, Power LED Indicators. Port 1-24 Support PoE Maximum Power for Each Port is 30W PoE Supply. PoE Max Power Supply: 370W In Full Configuration: <410W Power Consumption. AC: 100-240V~50/60Hz Power Input. DC: 53.5V/7.7A Power output 8K MAC Address Table. 440 × 284 × 44mm 1-22 Port VLAN



TEG1105PD

5-Port Gigabit PD Switch with 4-Port PoE. IEEE 802.3/802.3u/ 802.3x/802.3ab/ IEEE 802.3af/ IEEE 802.3at. 10Gbps Switching Capacity. 7.44Mpps Packet Forwarding Rate. 4*GE Ports (Data/ PoE Out) 1*GE Port (Data/PoE In) Interfaces. 6kV Lightning Protection. Link/Act, PoE Status, Power. Port 1-4 Support PoE Maximum Power for Each Port is 15.4W PoE Supply. In Full Configuration: <30W Power Consumption. DC: 50-57V, 0.6A Power output. 2K MAC Address Table. 100 × 100 × 27mm



TEG1116P-16-150W

16-Port Gigabit Desktop/Rackmount Switch with 16-Port PoE. IEEE 802.3/802.3u/ 802.3x/802.3ab IEEE 802.3af/IEEE 802.3at. 32 Gbps Switching Capacity. 23.6Mpps Packet Forwarding Rate. 16*GE Ports (Data/PoE) Interfaces. 6kV Lightning Protection. Link/Act, PoE Status, Power LED Indicators. Port 1-16 Support PoE Maximum Power for Each Port is 30W PoE Supply. PoE Max Power Supply: 135W In Full Configuration: <150W Power Consumption. AC: 100-240V~50/60Hz Power Input. DC: 53.5V/2.8A Power output. 8K MAC Address Table. 294 × 178 × 44mm. 1-14 Port VLAN.



TEG1118P-16-250W

16GE+2SFP Rackmount Switch with 16-Port PoE. IEEE 802.3/802.3u/ 802.3x/802.3ab IEEE 802.3af/IEEE 802.3at. 36Gbps Switching Capacity. 26.8Mpps Packet Forwarding Rate. 16*GE Ports (Data/PoE) Interfaces. 6kV Lightning Protection. Link/Act, PoE Max, Power LED Indicators. Port 1-16 Support PoE Maximum Power for Each Port is 30W PoE Supply. PoE Max Power Supply: 230W In Full Configuration: <250W Power Consumption. AC: 100-240V~50/60Hz Power Input DC: 53.5V/4.6A Power output. 8K MAC Address Table. 440 × 178 × 44mm. 1-16 Port VLAN.



TEG1124P-24-250W

24-Port Gigabit Rackmount Switch with 24-Port PoE IEEE 802.3/802.3u/ 802.3x/802.3ab IEEE 802.3af/IEEE 802.3at. 48 Gbps Switching Capacity. 35.7Mpps Packet Forwarding Rate. 24*GE Ports(Data/PoE) Interfaces. 6kV Lightning Protection. Link/Act, PoE Status, Power LED Indicators. Port 1-24 Support PoE Maximum Power for Each Port is 30W PoE Supply. PoE Max Power Supply: 225W In Full Configuration: <250W Power Consumption. AC: 100-240V~50/60Hz Power Input. DC: 53.5V/4.6A Power output. 8K MAC Address Table. 440 × 178 × 44mm. 1-22 Port VLAN

Tenda

L3 Managed Series Switch
Higher, Faster, Stronger



Layer-3
Routing



6kV Lighting
Protection



12M Large
Buffer



DHCP Server



TEG1126P-24-410W

24GE+2SFP Rackmount Switch with 24-Port PoE. IEEE 802.3/802.3u/ 802.3x/802.3ab IEEE 802.3af/IEEE 802.3at. 48 Gbps Switching Capacity. 35.7Mpps Packet Forwarding Rate. 24*GE Ports(Data/PoE) Interfaces. 6kV Lightning Protection. Link/Act, PoE Max, Power LED Indicators. Port 1-24 Support PoE Maximum Power for Each Port is 30W PoE Supply. PoE Max Power Supply: 370W In Full Configuration: <410W Power Consumption. AC: 100-240V-50/60Hz Power Input. DC 53.5V/7.7A Power output. 8K MAC Address Table. 440 x 284 x 44mm. 1-22 Port VLAN.



TEG5310P-8-150W

L3 Managed PoE Switch, IEEE 802.3/802.3u/802.3z/802.3ab/ 802.3x/802.1D/802.1w/802.1Q/ 802.3adIEEE 802.3af/IEEE 802.3at. 20Gbps Switching Capacity. 14.9Mpps Packet Forwarding Rate. 8*GE Ports (Data/PoE) 1*GE Port 1*SFP Slots (Data) Interfaces. 6kV Lightning Protection. Link/Act, PoE Max, Power, System, Link/Act or PoE LED Indicators. Port 1-8 Support PoE Maximum Power for Each Port is 30W PoE Supply. PoE Max Power Supply: 130W In Full Configuration: <150W Power Consumption. AC: 100-240V-50/60Hz Power Input DC: 53.5V/2.8A Power output. 16K MAC Address Table. 294 x 179.6 x 44mm 1-8 Port VLAN.



TEG5328P-24-410W

L3 Managed PoE Switch. IEEE 802.3/802.3u/802.3z/802.3ab/ 802.3x/802.1D/802.1w/802.1Q/ 802.3adIEEE 802.3af/IEEE 802.3at. 56Gbps Switching Capacity. 41.7Mpps Packet Forwarding Rate. 24*GE Ports (Data/PoE) 4*SFP Slots (Data) 1*Console Port Interfaces. 6kV Lightning Protection. Link/Act, PoE Max, Power, System, Link/Act or PoE LED Indicators Port 1-24 Support PoE Maximum Power for Each Port is 30W PoE Supply. PoE Max Power Supply: 370W In Full Configuration: <410W Power Consumption. AC: 100-240V-50/60Hz Power Input. DC: 53.5V/7.7A Power output. 16K MAC Address Table. 440 x 284 x 44mm. 1-24 Port VLAN




TEG1110PF-8-102W


10-Port Gigabit Desktop Switch with 8-Port PoE IEEE 802.3/IEEE 802.3u/IEEE 802.3ab/ IEEE 802.3x/IEEE 802.3af/ IEEE 802.3at. 20Gbps Switching Capacity. 14.9Mpps Packet Forwarding Rate. 8*GE Ports (Data/PoE). 1*GE(Uplink) 1*SFP Slots (Data) Interfaces. 6kV Lightning Protection. Link/Act, PoE Max, Power LED Indicators. Port 1-8 Support PoE Maximum Power for Each Port is 30W PoE Supply. PoE Max Power Supply: 92W In Full Configuration: <102W Power Consumption. AC: 100-240V AC,50/60Hz Power Input. DC: 51V/2A Power output. 16K MAC Address Table. 177.5 x 104.0 x 26.0mm. 1-8 Port VLAN

CONTACT US

Brackenfell

 Unit 2, Kiewiet Close Okavango Park 2, Brackenfell


 brackenfell@automationafrica.co.za

 (021) 982 6338

Vredenburg

 8 Roebel St, Marais Industria, Vredenburg

 vredenburg@automationafrica.co.za

 (022) 022 0120

Kenilworth

 Unit 117, Garfield Rd, Kenilworth

 kenilworth@automationafrica.co.za



 (021) 674 6329


Table View

 207 Blaauberg Road, 1 Faircape Lodge, Tableview


 tableview@automationafrica.co.za

 (021) 556 4981

Namibia

 26 Palladium Street, Prosperita, Windhoek, Namibia

 namibia@automationafrica.co.za

 +264 61 415 291
